

297-8991-002

DMS-10 and DMS-100 Family

DMS-10 and DMS-100

Cancellation Cross-reference Directory

Quarter 99Q4 Standard 05.01 October 1999

NORTEL
NETWORKS™

How the world shares ideas.

DMS-10 and DMS-100 Family

DMS-10 and DMS-100

Cancellation cross-reference directory

Publication number: 297-8991-002

Product release: Quarter 99 Q4

Document release: Standard 05.01

Date: October 1999

© 1997 and 1999 Northern Telecom

All rights reserved.

Printed in the United States of America

NORTHERN TELECOM CONFIDENTIAL: The information contained in this document is the property of Nortel Networks. Except as specifically authorized in writing by Nortel Networks, the holder of this document shall keep the information contained herein confidential and shall protect same in whole or in part from disclosure and dissemination to third parties and use same for evaluation, operation, and maintenance purposes only.

Publication history

October 1998

PCL Standard 05..01 Major changes in content

October 1997

PCL Standard 04.04 Changed GS6X50 BCS/DMSE to BCS36

June 1997

PCL Standard 04.03 Format corrections

June 1997

PCL Standard 04.02 Pagination correction

June 1997

PCL Standard 04.01 Fourth standard release of this document

December 1996

PCL Standard 03.01 Third standard release of this document

November 1995

PCL Standard 02.01 Second standard release of this document

February 1995

PCL Standard 01.02 First standard release of this document

November 1994

PCL Preliminary 01.01 Preliminary release

This directory has been updated to include information on discontinued or cancelled NTP packets, General Feature Description manuals (GFD), General Feature Description packets (GFDPKT), General Specifications manuals (GS), and other value-added publications.

Contents

About this document	vii
1 DMSE documentation structure	1-1
DMSE document numbering convention	1-1
Tracking information from pre-DMSE documents	1-4
Product guides (non-XPM)	1-5
Product-specific planning and engineering guides (non-XPM)	1-7
Product-specific administration guides (non-XPM)	1-9
Product-specific XPM maintenance guides	1-11
2 Document cancellation cross-reference	2-1
3 Cancelled or discontinued document alphabetic cross-reference	3-1
4 Cancelled or discontinued document numeric cross-reference	4-1

About this document

This document is a directory of canceled Nortel Networks Publications (NTPs) for the DMS Family of products. This directory provides a single reference source for documents canceled or discontinued as a result of DMS evolution (DMSE). Use this directory to track information to the correct replacement document(s).

When to use this document

Prior Nortel software releases are referred to as Batch Change Supplements (BCS) and are identified by a number; for example, BCS29. This document is written for DMS family offices that have BCS21 and up.

Nortel is now delivering software in the form of Product Computing-module Loads (PCLs). Each PCL has an associated set of NTPs, and the contents of each NTP within that set pertain only to what is included in the PCL.

How to check the document's version and issue

The version and issue of a document are indicated by numbers, for example, 01.01.

The first two digits indicate the version. The version number increases each time there is a documentation update to support a new software release. For example, the first release of a document is 01.01. In the next software release cycle, the first release of the same document is 02.01.

The second two digits indicate the issue. The issue number increases each time there is revision to the document but it is in the same software release cycle. For example, the second release of a document in the same software release cycle is 01.02.

General specifications (GSes)

As a result of the DMS-100 customer documentation restructure program, Generation Specifications (GSes) have been integrated into the *Hardware Description Manual*.

Information that previously was in General Specification documents is now in hardware description documents. All of these hardware descriptions now have Product Engineering Codes (PEC). These codes have the prefix "NT." For example, a previously-designated GS, like GS0X42, would now have a NT0X42AA designation. Whenever there is a product update, its suffix changes, for example NT0X42AA changes to NT0X42AB, and so on.

Document organization

This document consists of four chapters:

- Chapter one, “DMSE documentation structure”, gives detailed information about documents canceled or discontinued during the DMS evolution process.
- Chapter two, “cancelled document cross-reference”, provides a cross-reference of canceled and discontinued NTPs to their replacement NTPs.
- Chapter three, “Cancelled or discontinued document alphabetic cross-reference “, provides an alphabetic cross-reference of canceled and discontinued document titles to their associated document numbers.
- Chapter four, “Cancelled or discontinued document numeric cross-reference,” provides a numeric cross-reference of canceled and discontinued document numbers to their associated titles.

1 DMSE documentation structure

The DMS evolution (DMSE) documentation structure provides PCL -specific documentation to the customer, significantly reducing the volume of documentation delivered, while increasing the usability of the documentation received.

DMSE document numbering convention

The numbering scheme for restructured Nortel Networks Publications (NTPs) has changed. All NTPs are identified by a ten-digit number, divided into three blocks as shown below:

XXX-YYYY-ZZZ

Note: Because of ongoing DMS evolution effort, pre-DMSE numbering conventions persist for some documents. As this effort progresses, these documents will be brought into line with DMSE numbering conventions outlined below.

The document division number, XXX, denotes the system shown in Table 1-1.

Table 1-1 Document division number table

Division number	System
203	Message Delivery System
297	Digital Multiplex System (DMS)
450	Network Operations System (NOS)
456	Host Mediation Services
557	Meridian Mail Message Services
662	Digital Test Head

The document layer number, YYYY denotes the PCL. Within the DMSE documentation structure, the document layer number is dependent upon the PCL number for the specific software load. Table 1-2 provides some examples.

**Table 1-2
Document layer number table (Sheet 1 of 3)**

Document layer number	PCL or product	PCL name or product name
1061	ASN	Assisted Service Release

Table 1-2
Document layer number table (Sheet 2 of 3)

Document layer number	PCL or product	PCL name or product name
2233	RT-1000	RT-1000 Network ACD
2611	SPRSSR	SPRINT
2621	CSP	UCS DMS-250 (Cabinetized)
2631	UCSE	UCS05
7001	MM11	Meridian Mail
8001	LEC/LECB	U. S. Stand-alone DMS-100/200
8003	NA100	DMS-100 Family, North American DMS-100 Family, North American DMS-100/200
8011	CDN/CDNB	Canadian Stand-alone DMS-100/200
8013	NA100	DMS-100 Family, North American DMS-100 Family, North American DMS-100/200
8021	LET/LETB	U. S. DMS-100/200 TOPS Combination
8023	NA100	DMS-100 Family, North American DMS-100 Family, North American DMS-100/200
8031	LTT/LTTB	Canadian DMS-100/200 TOPS Combination
8033	NA100	DMS-100 Family, North American DMS-100 Family, North American DMS-100/200
8061	ABSK	Advanced Business Services (IDC)
8081	LATB	DMS-200
8083	LSTB	US/CDN 100/200
8101	STPBASE	Signaling Transfer Point Base
8111	STPMDR7	Signaling Transfer Point MDR7
8121	STPSEAS	Signaling Transfer Point Signaling Engineering and Administration System
8151	ABSL	DMS-100 Advanced Business Services OAM&P
8201	RLCM/OPM	Remote Line Concentrating Module/Outside Plant Module
8211	OPAC	Outside Plant Access Cabinet
8213	IOPAC	International Outside Plant Access Cabinet
8221	RSC	Remote Switching Center

Table 1-2
Document layer number table (Sheet 3 of 3)

Document layer number	PCL or product	PCL name or product name
8231	SCM-100S	Subscriber Carrier Module-100S
8241	SCM-100U	Subscriber Carrier Module-100 Urban
8251	SCM-100A	Subscriber Carrier Module-100 Access
8253	SCM-100A	Subscriber Carrier Module-100 Access (MVI20)
8261	RSCS Model A	Remote Switching Center-SONET Model A (DS1)
8263	SCM-100A	Subscriber Carrier Module-100 Access Maintenance Manual
8271	RSCS Model A	Remote Switching Center-SONET Model A (PCM30)
8281	RSCS Model B	Remote Switching Center-SONET Model B (DS1)
8291	RSCS Model B	Remote Switching Center-SONET Model B (PCM30)
8301	SCM-100SR	Subscriber Carrier Module-100S Remote
8311	Host XPM	Host Extended Peripheral Module
8321	XPM	Extended Peripheral Module (DS1)
8331	XPM	Extended Peripheral Module (PCM30)
8341	TOPS MS	Traffic Operator Position System Message Switch
8401	TOPS	Traffic Operator Position System (Standalone Global)
8411	USTOPS	Traffic Operator Position System (Standalone US)
8421	CDNTOPS	Traffic Operator Position System (Standalone Canadian)
8501	SCP	Service Control Point
8991	PCL common/misc.	PCL common and miscellaneous

The document key number, *ZZZ*, denotes the type of NTP. The following table lists NTP types and their associated key number for all current PCLs and XPMs. Some of the document types listed in Table 1-3 do not exist for certain PCLs.

Table 1-3
Document key number table (Sheet 1 of 2)

NTP type	Key number
Translations Guide	350

Table 1-3
Document key number table (Sheet 2 of 2)

NTP type	Key number
Alarm and Performance Monitoring Procedures	543
Trouble Locating and Clearing Procedures	544
Recovery Procedures	545
Routine Maintenance Procedures	546
Card Replacement Procedures	547
XPM Maintenance Manual (remotes only; layers 8201 - 8331)	550
Peripheral Module Software Release	599
Feature Description Manual	801
Hardware Description Manual (PCL common and miscellaneous only; layer 8991)	805
Service Order Reference Manual	808
XPM Operational Measurements Reference Manual (remotes only; layers 8201 - 8331)	814
XPM Translations Reference Manual	815
Log Reports Reference Manual	840
Office Parameters Reference Manual	855
Software to Data Cross-reference	856

Tracking information from pre-DMSE documents

In most cases, the evolution from BCS-related documents to the DMSE documentation structure took the form of a consolidation. *Translations Guides*, for example, have been consolidated (along with data schema) into a single, multi-volume document specific to a given PCL.

In some cases, BCS-related documents were migrated wholly into a new PCL document. This one-to-one migration is typical of common and support documents such as the 297-1001-805, *Hardware Description Manual*.

For some product-specific DMSE cancellations, the canceled document was split, and the resulting pieces were distributed among several documents. In some other cases, information was presented in multiple locations in the previous documentation system. In these cases, information was relocated, and redundant sections were deleted to improve organization and simplify the task of finding needed information.

The distribution of information from these product-specific documents is illustrated on the following pages. Note that the content of the chapters shown was migrated, not the actual chapters.

Note: The following examples are for *product-specific* documents only. Some documents of the types shown have been maintained through the DMS evolution process.

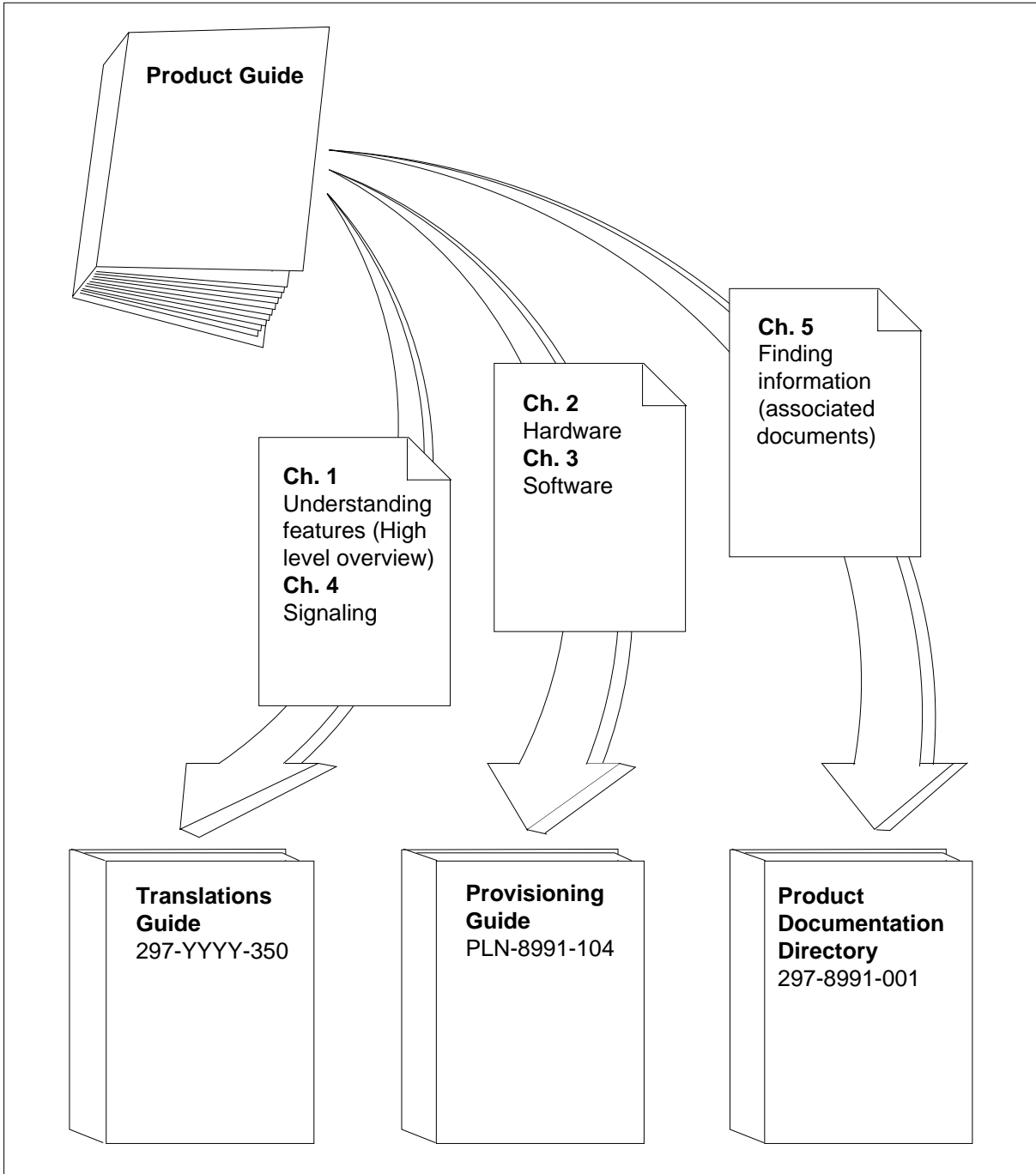
Product guides (non-XPM)

Information that previously was found in *Product Guides* that were canceled or discontinued as part of the DMS evolution process has been distributed as follows:

- Information regarding understanding features and signaling is now found in the introductory section of the *Translations Guide*.
- Hardware and software information is now found in the *Provisioning Guide*.
- Information regarding additional documents is now found in the *DMS-100 Family Product Documentation Directory*.

Figure 1-1 illustrates how *Product Guide* information was redistributed to other documents within the DMSE documentation structure.

Figure 1-1 Product-specific product guide migration



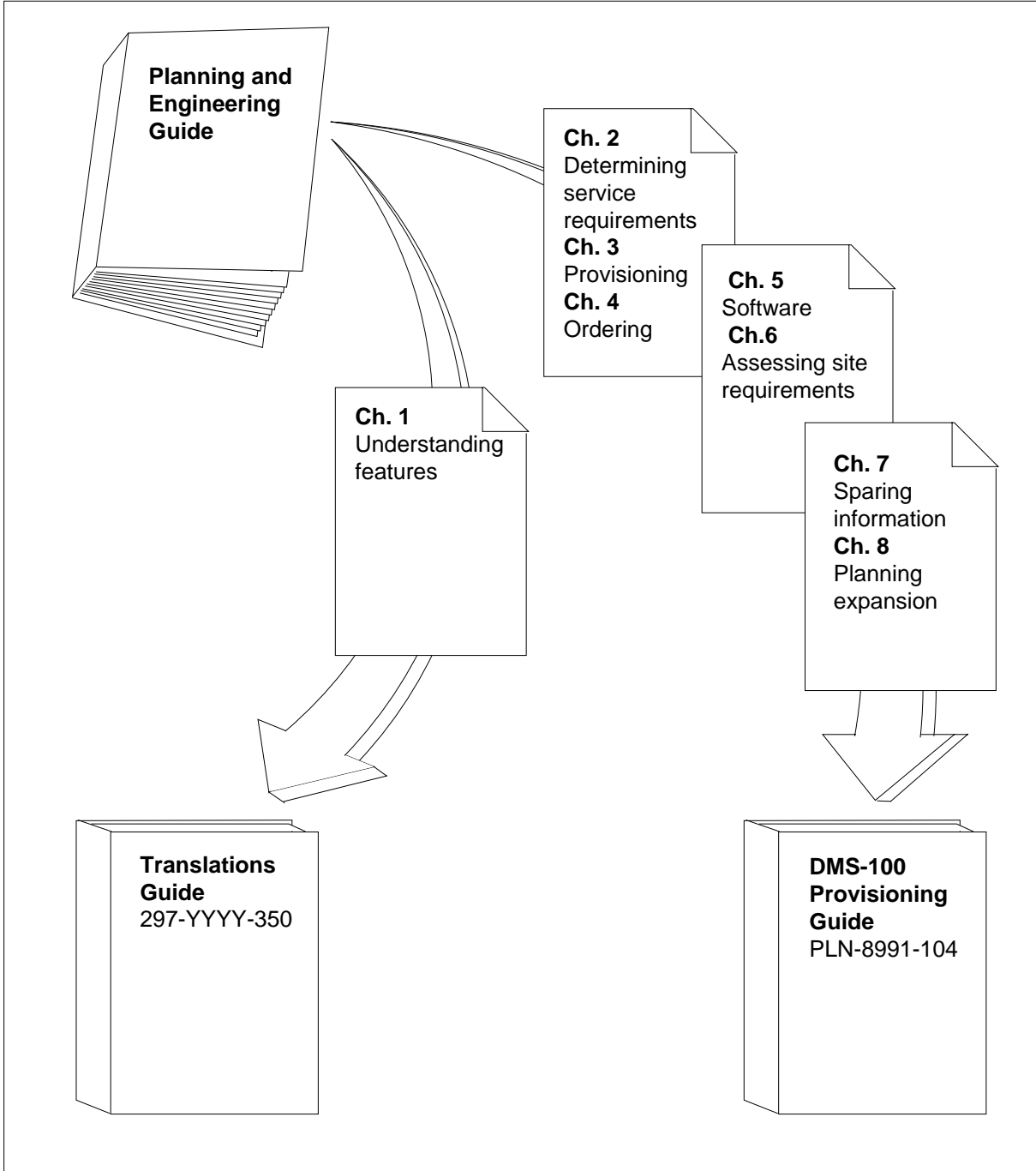
Product-specific planning and engineering guides (non-XPM)

Information that previously was in product-specific *Planning and Engineering Guides* that were canceled or discontinued as part of the DMSE process has been distributed as follows:

- Information regarding provisioning is now in the introductory section of the *Translations Guide*.
- Information regarding determining service requirements, ordering software (SOCs), understanding features, assessing site requirements, sparing information, and planning expansion is now found in the *Provisioning Guide*.

The following diagram illustrates how product-specific *Planning and Engineering Guide* information was redistributed to other documents within the DMSE documentation structure.

Figure 1-2 Product-specific planning and engineering guide migration



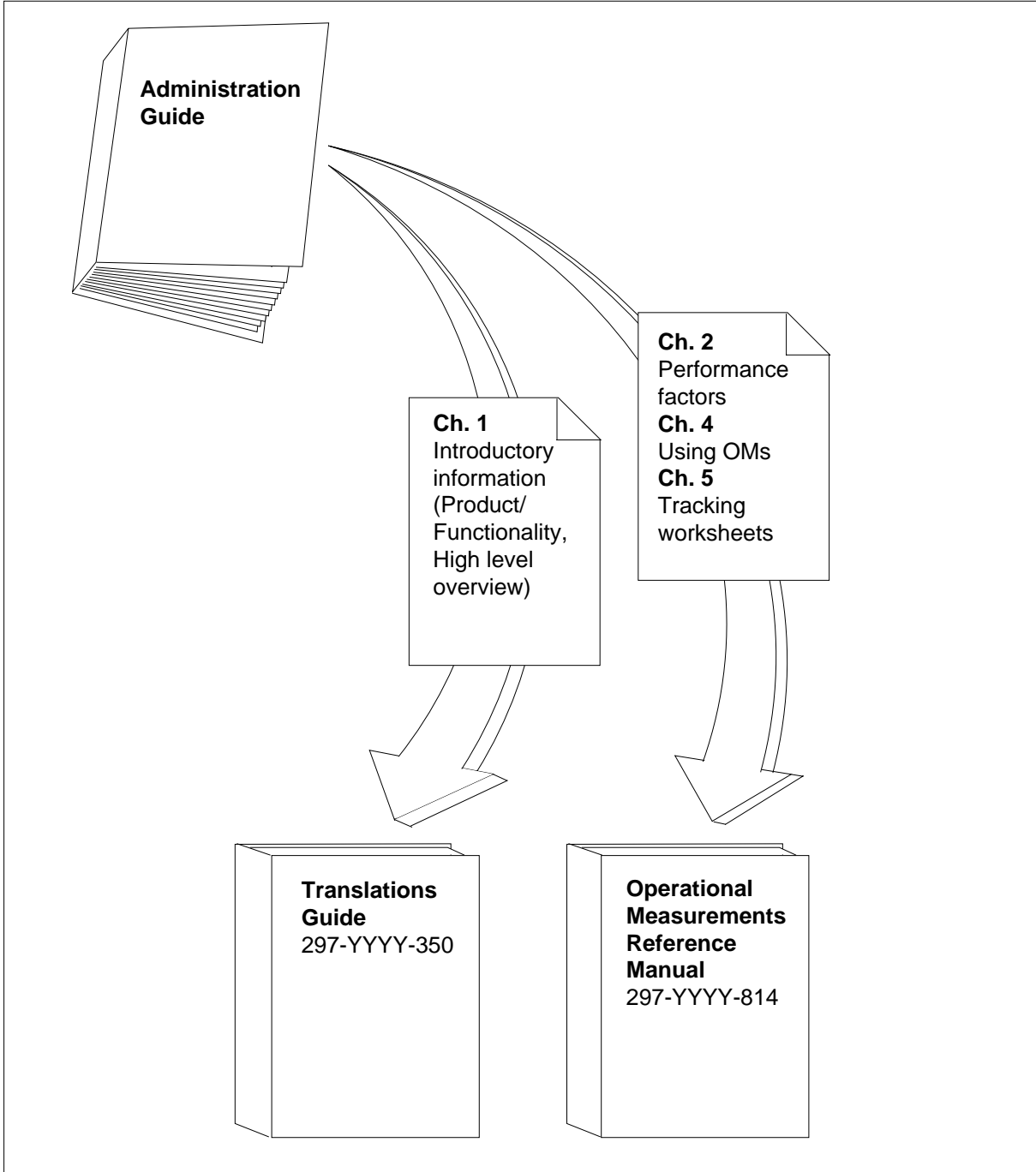
Product-specific administration guides (non-XPM)

Information that previously was in product-specific *Administration Guides* that were canceled or discontinued as part of the DMSE process has been distributed as follows:

- Introductory information (product and functionality, high-level overview) is now found in the introductory section of the *Translations Guide*.
- Information from performance factors, using operational measurements, and tracking worksheets chapters are now found in the *Operational Measurements Reference Manual*.

The following diagram illustrates how product-specific *Administration Guide* information was redistributed to other documents within the DMSE documentation structure.

Figure 1-3 Product-specific administration guide migration



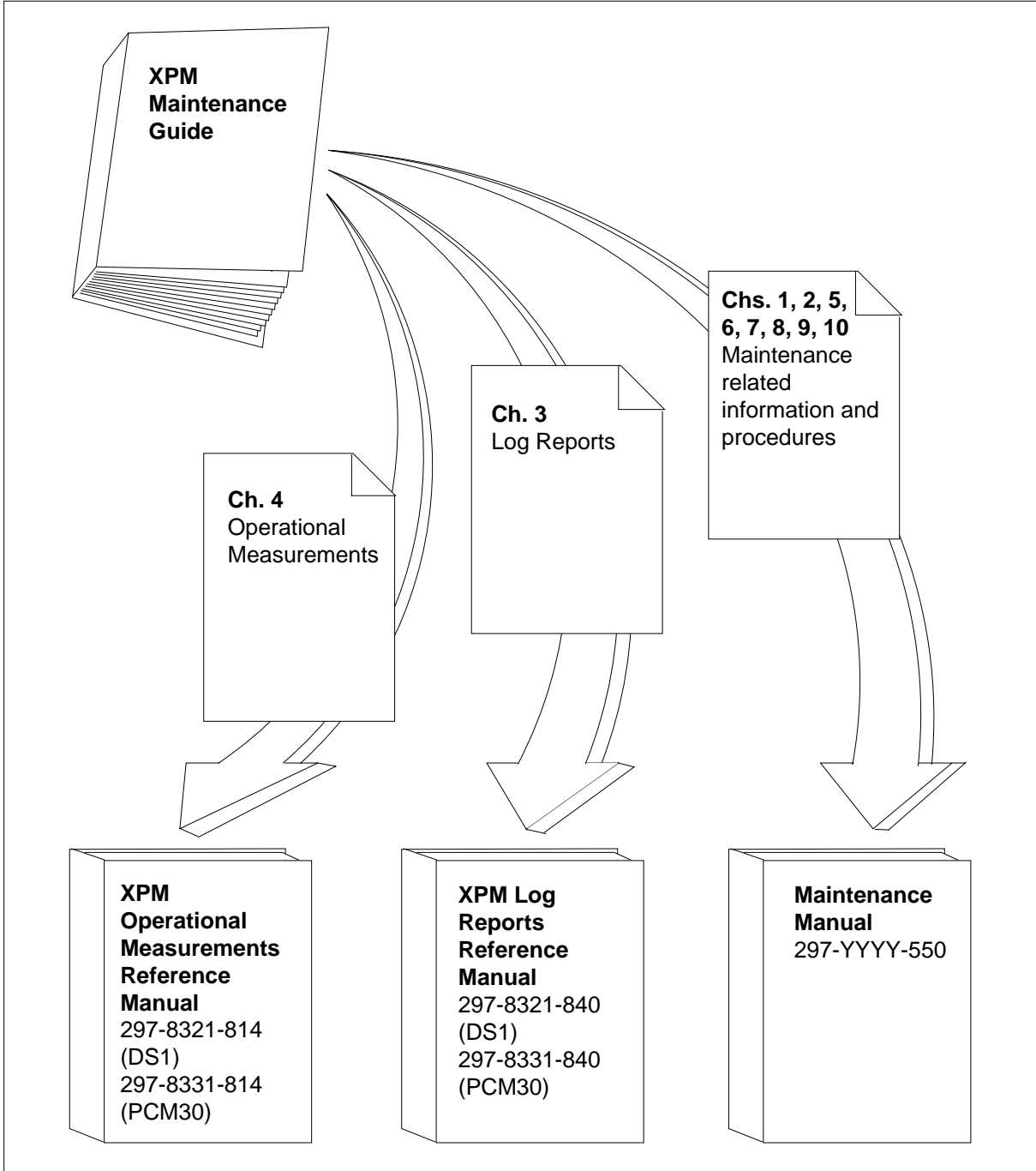
Product-specific XPM maintenance guides

Information that previously was in product-specific *XPM Maintenance Guides* that were canceled or discontinued as part of the DMSE process has been distributed as follows:

- Information regarding operational measurements is now found in the *XPM Operational Measurements Reference Manual*.
- Information regarding log reports is now found in the *XPM Log Reports Reference Manual*.
- Information regarding maintenance and maintenance procedures for specific XPM products is now found in the product-specific *XPM Maintenance Manual*.

The following diagram illustrates how product-specific *XPM Maintenance Guide* information was redistributed to other documents within the DMSE XPM documentation structure.

Figure 1-4 Product-specific XPM maintenance guide migration



2 Cancelled document cross-reference

Documents in the following table have been cancelled as a result of the DMS-100 restructure program and software evolution. This chapter lists the Nortel Networks Technical Publications (NTPs) numerically by their ten-digit identification numbers.

- The first column shows the document number of the canceled NTPs.
- The second column either identifies the Batch Change Supplement (BCS) in which the document was canceled, or that the document was canceled in the DMS evolution process (DMSE).
- The third column identifies the document number(s) of the NTP(s) that have replaced the cancelled, if applicable.
- The fourth column lists the title of the replacement NTP or the product's status as cancelled, if applicable.

Table 2-1 Document cancellation cross-reference (Sheet 1 of 86)

Cancelled document number	BCS/ DMSE	Replacement document or packet number	Replacement document or packet title
100LOCAL	BCS32	100PKT6	Local NTPs
100MDC	BCS32	100PKT5	Meridian Digital Centrex Packet
		100PKT6	Local NTPs
100MDC17	BCS34	100PKT5	MDC Base Packet
100MDC18	BCS32	100PKT24*	ACD/NACD/MIS NTP Packet
100MOMPKT	BCS35	100MTCT1	Base Maintenance Packet
		100MTCTII	Advanced Maintenance Packet
		MOM	Maintenance and Operations Manual
100PKT	BCS36	555-4021-851	Meridian 1 Options 201-211 Defense Switched Network Customer Data Schema
<p>Note 1: An asterisk identifies documents that were cancelled or discontinued in a subsequent BCS, or during DMSE. Refer to the cancellation listing for the replacement document(s) to determine the requirements for your system.</p>			
<p>Note 2: Refer to Chapter 1 of this document for PCL layer numbers (YYYY) for replacement documents listed for DMSE cancellations.</p>			

2-24 Cancelled document cross-reference

Table 2-1 Document cancellation cross-reference (Sheet 2 of 86)

Cancelled document number	BCS/DMSE	Replacement document or packet number	Replacement document or packet title
100PKT2	BCS32	100PKT1	Common NTP Packet
100PKT3	BCS28	297-1001-510 *	Logs Reference Manual
100PKT7		Canadian Product	Circuit Switched Data Service
100PKT10PE		No replacement	Traffic Operator Position System 04 Planning and Engineering NTP Packet
100PKT15	BCS32	100PKT15A	BNM DNC 500 NTPs Packet
100PKT16		No replacement	
100PKT18		No replacement	
100PKT22A	BCS32	100PKT22	DMS-Signaling Transfer Point Packet
100PKT23	BCS33	100PKT24 *	ACD/NACD/MIS NTP Packet
100PKT24	BCS34	100PKT55	Subscriber Services NTP Packet
100PKT25	BCS34	100PKT55	Subscriber Services NTP Packet
100PKT25MN	BCS34	100PKT55	Subscriber Services NTP Packet
100PKT28	BCS32	100PKT38	Remote Switching Center Maintenance NTP Packet
100PKT30	BCS33	NACD Packet	ACD/NACD Packet
100PKT34	BCS34	100PKT55	Subscriber Services NTP Packet
100PKT37MN	BCS34	100PKT37	Remote Line Concentrating Module/Outside Plant Module Maintenance NTP Packet
100PKT38MN	BCS34	100PKT38	Remote Switching Center Maintenance NTP Packet
100PKT39MN	BCS34	100PKT39	Subscriber Carrier M100S Interface to the SLC-96 Remote Terminals Maintenance NTP Packet
<p>Note 1: An asterisk identifies documents that were cancelled or discontinued in a subsequent BCS, or during DMSE. Refer to the cancellation listing for the replacement document(s) to determine the requirements for your system.</p> <p>Note 2: Refer to Chapter 1 of this document for PCL layer numbers (YYYY) for replacement documents listed for DMSE cancellations.</p>			

Table 2-1 Document cancellation cross-reference (Sheet 3 of 86)

Cancelled document number	BCS/DMSE	Replacement document or packet number	Replacement document or packet title
100PKT60	BCS36	100PKT17B	Integrated Services Digital Network Exchange Terminator NTP Packet
203-2001-011		No replacement	
203-2001-101		No replacement	
203-2001-301		No replacement	
203-2001-302		No replacement	
203-2001-303		No replacement	
203-2001-304		No replacement	
203-2001-305		No replacement	
203-2001-501		No replacement	
203-2001-502		No replacement	
203-2001-809		No replacement	
297-0201-019	BCS35	297-0201-015	Service Priority Classification Description
297-0201-020	DMSE	297-8991-020	SuperNode Conversion Procedures
297-0201-021	DMSE	297-8991-021	Software Delivery Planning and Provisioning
297-0301-100	BCS33	297-0301-300	Cutover Conversion Services Customer Method of Procedures
		297-0301-301	Cutover Conversion Services Customer Grooming Method of Procedures
297-0301-300		No replacement	
297-1001-001	DMSE	297-8991-001	Product Documentation Directory
297-1001-002	DMSE	297-8991-002	Cancellation Cross-Reference Directory
297-1001-011	BCS34	297-5151-010 *	SuperNode Common Channel Signaling 7 Product Guide
<p>Note 1: An asterisk identifies documents that were cancelled or discontinued in a subsequent BCS, or during DMSE. Refer to the cancellation listing for the replacement document(s) to determine the requirements for your system.</p> <p>Note 2: Refer to Chapter 1 of this document for PCL layer numbers (YYYY) for replacement documents listed for DMSE cancellations.</p>			

Table 2-1 Document cancellation cross-reference (Sheet 4 of 86)

Cancelled document number	BCS/DMSE	Replacement document or packet number	Replacement document or packet title
297-1001-012	DMSE	297-YYYY-350	Translations Guide
		297-1001-450 *	Provisioning Guide
		297-8991-001	Product Documentation Directory
297-1001-013	DMSE	297-YYYY-350	Translations Guide
		297-1001-450 *	Provisioning Guide
		297-8991-001	Product Documentation Directory
297-1001-015	DMSE	297-YYYY-350	Translations Guide
		297-1001-450 *	Provisioning Guide
		297-8991-001	Product Documentation Directory
297-1001-018	DMSE	297-YYYY-350	Translations Guide
		297-1001-450 *	Provisioning Guide
		297-8991-001	Product Documentation Directory
297-1001-021	DMSE	297-YYYY-350	Translations Guide
		297-1001-450 *	Provisioning Guide
		297-8991-001	Product Documentation Directory
297-1001-035	DMSE	297-YYYY-350	Translations Guide
		297-1001-450 *	Provisioning Guide
		297-8991-001	Product Documentation Directory
297-1001-040	DMSE	297-1001-500 *	Index to Maintenance Procedure Documents
297-1001-064		297-8241-550	Subscriber Carrier Module-100R General Description
297-1001-066	BCS32	297-2731-350 *	Subscriber Carrier Module-100 Urban Translations Guide
<p>Note 1: An asterisk identifies documents that were cancelled or discontinued in a subsequent BCS, or during DMSE. Refer to the cancellation listing for the replacement document(s) to determine the requirements for your system.</p> <p>Note 2: Refer to Chapter 1 of this document for PCL layer numbers (YYYY) for replacement documents listed for DMSE cancellations.</p>			

Table 2-1 Document cancellation cross-reference (Sheet 5 of 86)

Cancelled document number	BCS/DMSE	Replacement document or packet number	Replacement document or packet title
		297-2731-520 *	Subscriber Carrier Module-100 Urban Maintenance Guide
		297-2731-521 *	Subscriber Carrier Module-100 Urban Alarm Clearing and Performance Monitoring Procedures
		297-2731-522 *	Subscriber Carrier Module-100 Urban Recovery Procedures
		297-2731-523 *	Subscriber Carrier Module-100 Urban Routine Procedures
		297-2731-525 *	Subscriber Carrier Module-100 Urban Card Replacement Procedures
297-1001-100	DMSE	PLN-5001-001	SuperNode Technical Specification
297-1001-101	BCS35	297-5001-010 *	SuperNode Product Guide
297-1001-102	DMSE	No replacement	
297-1001-103	DMSE	No replacement	
297-1001-104	BCS20	No replacement	
297-1001-108	DMSE	297-YYYY-350	Translations Guide
		297-1001-450 *	Provisioning Guide
		50004.11/03-96	Feature Planning Guide
297-1001-110	BCS34	297-1001-820 *	Non-menu Commands Reference Manual
		297-1001-129	Input/Output System Reference Manual
297-1001-111	BCS20	No replacement	
297-1001-112	BCS35	297-8991-001	Product Documentation Directory
297-1001-112N	BCS35	297-1001-112 *	Modular Documentation System
297-1001-113	BCS29	297-0201-021 *	Software Delivery Planning and Provisioning
<p>Note 1: An asterisk identifies documents that were cancelled or discontinued in a subsequent BCS, or during DMSE. Refer to the cancellation listing for the replacement document(s) to determine the requirements for your system.</p> <p>Note 2: Refer to Chapter 1 of this document for PCL layer numbers (YYYY) for replacement documents listed for DMSE cancellations.</p>			

Table 2-1 Document cancellation cross-reference (Sheet 6 of 86)

Cancelled document number	BCS/DMSE	Replacement document or packet number	Replacement document or packet title
		297-1001-302	SuperNode Conversion Procedures
		297-1001-303 *	One-Night Process and Hybrid Software Delivery Procedures
297-1001-114	BCS29	297-1001-814 *	Operational Measurements Reference Manual
297-1001-114S	BCS29	297-1001-814 *	Operational Measurements Reference Manual
297-1001-114U	BCS29	297-1001-814 *	Operational Measurements Reference Manua
297-1001-115	BCS33	297-1001-360	Basic Translations Tools Guide
297-1001-117	BCS29	297-1001-360	Basic Translations Tools Guide
297-1001-120N	DMSE	PLN-5001-001	SuperNode Technical Specification
297-1001-125	BCS34	297-1001-825	Glossary of Terms and Abbreviations
297-1001-126	BCS33	297-1001-360	Basic Translations Guide Tools Guide
297-1001-128	BCS31	297-1001-012 *	Bellcore Format Automatic Message Accounting Product Guide
		297-1001-182 *	Bellcore Format Automatic Message Accounting Planning and Engineering Guide
		297-1001-341 *	Bellcore Format Automatic Message Accounting Administration Guide
		297-1001-365 *	Bellcore Format Automatic Message Accounting Translations Guide
		297-1001-570	Bellcore Format Automatic Message Accounting Maintenance Guide
297-1001-137	DMSE	No replacement	
<p>Note 1: An asterisk identifies documents that were cancelled or discontinued in a subsequent BCS, or during DMSE. Refer to the cancellation listing for the replacement document(s) to determine the requirements for your system.</p> <p>Note 2: Refer to Chapter 1 of this document for PCL layer numbers (YYYY) for replacement documents listed for DMSE cancellations.</p>			

Table 2-1 Document cancellation cross-reference (Sheet 7 of 86)

Cancelled document number	BCS/DMSE	Replacement document or packet number	Replacement document or packet title
297-1001-138	BCS35	297-1001-019	Distributed Processing Peripheral Product Guide
		297-1001-331	Distributed Processing Peripheral Administration Guide
		297-1001-536	Distributed Processing Peripheral Card Replacement Procedures
		297-1001-537	Distributed Processing Peripheral Routine Maintenance and Recovery Procedures
		297-1001-543	Distributed Processing Peripheral Alarm Clearing and Performance Monitoring Procedures
297-1001-139	BCS32	297-1001-015 *	Multi-Protocol Controller Product Guide
297-1001-141	BCS30	297-5151-010 *	SuperNode Common Channel Signaling 7 Product Guide
297-1001-142	BCS29	No replacement	
297-1001-145	DMSE	297-YYYY-350	Translations Guide
		297-1001-450 *	Provisioning Guide
		50004.11/03-96	Feature Planning Guide
297-1001-150	BCS36	IMs	Installation Methods
297-1001-151	BCS36	IMs	Installation Methods
297-1001-154	BCS34	297-1001-450 *	Provisioning Guide
		PLN-1001-001	DMS-100 Family Technical Specification
297-1001-157	DMSE	No replacement	
297-1001-159	BCS35	297-1001-019	Distributed Processing Peripheral Product Guide
		297-1001-331	Distributed Processing Peripheral Administration Guide
<p>Note 1: An asterisk identifies documents that were cancelled or discontinued in a subsequent BCS, or during DMSE. Refer to the cancellation listing for the replacement document(s) to determine the requirements for your system.</p> <p>Note 2: Refer to Chapter 1 of this document for PCL layer numbers (YYYY) for replacement documents listed for DMSE cancellations.</p>			

Table 2-1 Document cancellation cross-reference (Sheet 8 of 86)

Cancelled document number	BCS/DMSE	Replacement document or packet number	Replacement document or packet title
		297-1001-536	Distributed Processing Peripheral Card Replacement Procedures
		297-1001-537	Distributed Processing Peripheral Routine Maintenance and Recovery Procedures
		297-1001-543	Distributed Processing Peripheral Alarm Clearing and Performance Monitoring Procedures
297-1001-160	BCS33	297-1001-012 *	Bellcore Format Automatic Message Accounting Product Guide
		297-1001-182 *	Bellcore Format Automatic Message Accounting Planning and Engineering Guide
		297-1001-341 *	Bellcore Format Automatic Message Accounting Administration Guide
		297-1001-365 *	Bellcore Format Automatic Message Accounting Translations Guide
		297-1001-570	Bellcore Format Automatic Message Accounting Maintenance Guide
297-1001-170		PLN-8991-103	Capacity Engineering Manual
		PLN-8991-104	Provisioning Guide Active Detail
297-1001-175	DMSE	297-YYYY-350	Translations Guide
		297-1001-450 *	Provisioning Guide
		50004.11/03-96	Feature Planning Guide
297-1001-180	DMSE	PLN-5001-001	SuperNode Technical Specification
297-1001-182	DMSE	297-YYYY-350	Translations Guide
		297-1001-450 *	Provisioning Guide
		50004.11/03-96	Feature Planning Guide
<p>Note 1: An asterisk identifies documents that were cancelled or discontinued in a subsequent BCS, or during DMSE. Refer to the cancellation listing for the replacement document(s) to determine the requirements for your system.</p> <p>Note 2 : Refer to Chapter 1 of this document for PCL layer numbers (YYYY) for replacement documents listed for DMSE cancellations.</p>			

Table 2-1 Document cancellation cross-reference (Sheet 9 of 86)

Cancelled document number	BCS/DMSE	Replacement document or packet number	Replacement document or packet title
297-1001-250	DMSE	PLN-5001-001	SuperNode Technical Specification
297-1001-301	BCS36	297-1001-303 *	One-Night Process and Hybrid Software Delivery Procedures
297-1001-302		No replacement	
297-1001-303	BCS33	297-8991-303	One-Night Process Software Delivery
297-1001-308	DMSE	297-YYYY-350	Translations Guide
		297-YYYY-814	Operational Measurements Reference Manual
297-1001-310	BCS33	297-1001-360	Basic Translations Tools Guide
297-1001-311	BCS35	297-1001-019	Distributed Processing Peripheral Product Guide
		297-1001-331	Distributed Processing Peripheral Administration Guide
		297-1001-536	Distributed Processing Peripheral Card Replacement Procedures
		297-1001-537	Distributed Processing Peripheral Routine Maintenance and Recovery Procedures
		297-1001-543	Distributed Processing Peripheral Alarm Clearing and Performance Monitoring Procedures
297-1001-312	BCS34	297-1001-013 *	Device Independent Recording Package Product Guide
		297-1001-175 *	Device Independent Recording Package Planning and Engineering Guide
		297-1001-345	Device Independent Recording Package Administration Guide
		297-1001-356 *	Device Independent Recording Package Translations Guide
<p>Note 1: An asterisk identifies documents that were cancelled or discontinued in a subsequent BCS, or during DMSE. Refer to the cancellation listing for the replacement document(s) to determine the requirements for your system.</p> <p>Note 2: Refer to Chapter 1 of this document for PCL layer numbers (YYYY) for replacement documents listed for DMSE cancellations.</p>			

Table 2-1 Document cancellation cross-reference (Sheet 10 of 86)

Cancelled document number	BCS/DMSE	Replacement document or packet number	Replacement document or packet title
		297-1001-572 *	Device Independent Recording Package Routine Maintenance Procedures
		297-1001-573 *	Device Independent Recording Package Trouble Locating and Clearing Procedures
297-1001-316	BCS35	297-1001-527	DRAM and EDRAM Guide
297-1001-320	BCS32	297-1001-300	Basic Administration Procedures
		297-1001-318	Service Problem Analysis Administration Guide
297-1001-321	DMSE	297-YYYY-350	Translations Guide
		297-YYYY-814	Operational Measurements Reference Manual
297-1001-332	DPP0011	297-1001-545	Distributed Processing Peripheral Commands and Messages Guide
297-1001-335	DMSE	297-YYYY-350	Translations Guide
		297-YYYY-814	Operational Measurements Reference Manual
297-1001-340	BCS35	297-1001-119	Automated Message Accounting Northern Telecom Format
297-1001-341	DMSE	297-YYYY-350	Translations Guide
		297-YYYY-814	Operational Measurements Reference Manual
297-1001-351	DMSE	297-YYYY-350	Translations Guide
297-1001-353	DMSE	297-YYYY-350	Translations Guide
297-1001-356	DMSE	297-YYYY-350	Translations Guide
297-1001-358	DMSE	297-YYYY-350	Translations Guide
297-1001-362	DMSE	297-YYYY-350	Translations Guide
<p>Note 1: An asterisk identifies documents that were cancelled or discontinued in a subsequent BCS, or during DMSE. Refer to the cancellation listing for the replacement document(s) to determine the requirements for your system.</p> <p>Note 2: Refer to Chapter 1 of this document for PCL layer numbers (YYYY) for replacement documents listed for DMSE cancellations.</p>			

Table 2-1 Document cancellation cross-reference (Sheet 11 of 86)

Cancelled document number	BCS/DMSE	Replacement document or packet number	Replacement document or packet title
297-1001-364	BCS36	No replacement	
297-1001-365	DMSE	297-YYYY-350	Translations Guide
297-1001-450	DMSE	PLN-8991-104	Provisioning Guide
297-1001-451	DMSE	297-YYYY-350	Translations Guide
297-1001-451M		No replacement	
297-1001-454	BCS36	No replacement	
297-1001-455	DMSE	297-YYYY-855	Office Parameters Reference Manual
297-1001-456	DMSE	297-YYYY-856	Software to Data Cross Reference
297-1001-471		No replacement	
297-1001-500	DMSE	297-8991-001	Product Documentation Directory
297-1001-501	BCS34	297-1001-584 *	Lines, Trunks, and Peripherals Lines Alarm and Performance Monitoring Procedures
		297-1001-585 *	Lines, Trunks, and Peripherals Trunks Alarm and Performance Monitoring Procedures
		297-1001-589 *	Lines, Trunks, and Peripherals Card Replacement Procedures
297-1001-502	DMSE	No replacement	
297-1001-508	DMSE	297-YYYY-550	Maintenance Manual
		297-YYYY-814	Operational Measurements Reference Manual
297-1001-509	BCS35	297-1001-820 *	Non-menu Commands Reference Manual
297-1001-509S	BCS35	297-1001-820 *	Non-menu Commands Reference Manual
297-1001-510	BCS34	297-1001-840 *	Log Report Reference Manual
297-1001-511	BCS35	No replacement	
<p>Note 1: An asterisk identifies documents that were cancelled or discontinued in a subsequent BCS, or during DMSE. Refer to the cancellation listing for the replacement document(s) to determine the requirements for your system.</p> <p>Note 2: Refer to Chapter 1 of this document for PCL layer numbers (YYYY) for replacement documents listed for DMSE cancellations.</p>			

Table 2-1 Document cancellation cross-reference (Sheet 12 of 86)

Cancelled document number	BCS/DMSE	Replacement document or packet number	Replacement document or packet title
297-1001-512		No replacement	
297-1001-513	BCS35	297-1001-590	Input/Output Device Maintenance Guide
		297-1001-820 *	Non-menu Commands Reference Manual
		297-1001-821 *	Menu Commands Reference Manual
297- 1001-514	BCS35	297-1001-591	Networks Maintenance Guide
		297-1001-821 *	Menu Commands Reference Manual
		297-1001-840 *	Log Report Reference Manual
297-1001-515	BCS35	297-1001-592	Peripheral Modules Maintenance Guide
		297-1001-820 *	Non-menu Commands Reference Manual
		297-1001-821 *	Menu Commands Reference Manual
297-1001-516	BCS35	297-1001-595	Trunks Maintenance Guide
297-1001-517	BCS36	297-1001-593	External Devices Maintenance Guide
		297-1001-821 *	Menu Commands Reference Manual
297-1001-518	BCS24	297-1001-300	Basic Administration Procedures
297-1001-519	BCS35	297-1001-820 *	Non-menu Commands Reference Manual
		297-1001-821 *	Menu Commands Reference Manual
297-1001-523	DMSE	IMs	Installation Methods
297-1001-528	BCS35	297-1001-820 *	Non-menu Commands Reference Manual
297-1001-529	BCS35	297-1001-019	Distributed Processing Peripheral Product Guide
		297-1001-331	Distributed Processing Peripheral Administration Guide
		297-1001-536	Distributed Processing Peripheral Card Replacement Procedures
<p>Note 1: An asterisk identifies documents that were cancelled or discontinued in a subsequent BCS, or during DMSE. Refer to the cancellation listing for the replacement document(s) to determine the requirements for your system.</p> <p>Note 2: Refer to Chapter 1 of this document for PCL layer numbers (YYYY) for replacement documents listed for DMSE cancellations.</p>			

Table 2-1 Document cancellation cross-reference (Sheet 13 of 86)

Cancelled document number	BCS/DMSE	Replacement document or packet number	Replacement document or packet title
		297-1001-537	Distributed Processing Peripheral Routine Maintenance and Recovery Procedures
		297-1001-543	Distributed Processing Peripheral Alarm Clearing and Performance Monitoring Procedures
297-1001-532	BCS30	297-1001-066*	Subscriber Carrier Module-100 Urban General Description
297-1001-536	DPP001	297-1001-539	Distributed Processing Peripheral Hardware Component Replacement Guide
297-1001-537	DPP001	297-1001-539	Distributed Processing Peripheral Hardware Component Replacement Guide
		297-1001-545	Distributed Processing Peripheral Commands and Messages Guide
		297-1001-547	Distributed Processing Peripheral Maintenance Procedures Guide
297-1001-538	DMSE	297-YYYY-544	Trouble Locating and Clearing Procedures
297-1001-540	DMSE	No replacement	
297-1101-543	DMSE	297-1001-539	Distributed Processing Peripheral Hardware Component Replacement Guide
		297-1001-545	Distributed Processing Peripheral Commands and Messages Guide
		297-1001-547	Distributed Processing Peripheral Maintenance Procedures Guide
297-1001-548	DMSE	297-YYYY-545	Recovery Procedures
297-1001-551	BCS31	297-1001-529*	Distributed Processing Peripheral Maintenance Reference Manual
297-1001-552	BCS28	297-1001-554 *	NT40 Central Control Maintenance Procedures
<p>Note 1: An asterisk identifies documents that were cancelled or discontinued in a subsequent BCS, or during DMSE. Refer to the cancellation listing for the replacement document(s) to determine the requirements for your system.</p> <p>Note 2: Refer to Chapter 1 of this document for PCL layer numbers (YYYY) for replacement documents listed for DMSE cancellations.</p>			

Table 2-1 Document cancellation cross-reference (Sheet 14 of 86)

Cancelled document number	BCS/DMSE	Replacement document or packet number	Replacement document or packet title
		297-1001-555 *	NT40 Central Message Controller Alarm Analysis and Card Replacement Procedures
		297-1001-556 *	Input/Output Devices Subsystem Maintenance Procedures
		297-1001-557 *	Network Modules Alarm Analysis and Card Replacement Procedures
		297-1001-558 *	Peripheral Modules Alarm Analysis and Card Replacement Maintenance Procedures
297-1001-553	BCS35	297-1001-572 *	Device Independent Recording Package Routine Maintenance Procedures
		297-1001-588 *	Lines, Trunks, and Peripherals Routine Maintenance Procedures
297-1001-554	BCS35	297-1001-548 *	CompuCALL Recovery Procedures
297-1001-555	BCS35	297-1001-543	Distributed Processing Peripheral Alarm Clearing and Performance Monitoring Procedures
297-1001-556	BCS34	297-1001-580 *	Lines, Trunks, and Peripherals Input/Output Devices Alarm and Performance Monitoring Procedures
		297-1001-588 *	Lines, Trunks, and Peripherals Routine Maintenance Procedures
		297-1001-589 *	Lines, Trunks, and Peripherals Card Replacement Procedures
297-1001-557	BCS34	297-1001-581 *	Lines, Trunks, and Peripherals ENET and Net Alarm and Performance Monitoring Procedures
		297-1001-589 *	Lines, Trunks, and Peripherals Card Replacement Procedures
<p>Note 1: An asterisk identifies documents that were cancelled or discontinued in a subsequent BCS, or during DMSE. Refer to the cancellation listing for the replacement document(s) to determine the requirements for your system.</p> <p>Note 2: Refer to Chapter 1 of this document for PCL layer numbers (YYYY) for replacement documents listed for DMSE cancellations.</p>			

Table 2-1 Document cancellation cross-reference (Sheet 15 of 86)

Cancelled document number	BCS/DMSE	Replacement document or packet number	Replacement document or packet title
297-1001-558	BCS34	297-1001-582 *	Lines, Trunks, and Peripherals Peripheral Modules Alarm and Performance Monitoring Procedures
		297-1001-589 *	Lines, Trunks, and Peripherals Card Replacement Procedures
297-1001-559	DMSE	297-YYYY-543	Alarm and Performance Monitoring Procedures
297-1001-560	BCS35	297-1001-583 *	Lines, Trunks, and Peripherals External Subsystems Alarm and Performance Monitoring Procedures
297-1001-561	BCS34	297-1001-587 *	Lines, Trunks, and Peripherals Emergency Recovery Procedures
		297-1001-592	Peripheral Modules Maintenance Guide
297-1001-562	BCS35	297-1001-019	Distributed Processing Peripheral Product Guide
		297-1001-331 *	Distributed Processing Peripheral Administration Guide
		297-1001-536	Distributed Processing Peripheral Card Replacement Procedures
		297-1001-537	Distributed Processing Peripheral Routine Maintenance and Recovery Procedures
		297-1001-543	Distributed Processing Peripheral Alarm Clearing and Performance Monitoring Procedures
297-1001-565	BCS35	297-1001-582 *	Lines, Trunks, and Peripherals Peripheral Modules Alarm and Performance Monitoring Procedures
		297-1001-587 *	Lines, Trunks, and Peripherals Emergency Recovery Procedures
<p>Note 1: An asterisk identifies documents that were cancelled or discontinued in a subsequent BCS, or during DMSE. Refer to the cancellation listing for the replacement document(s) to determine the requirements for your system.</p> <p>Note 2: Refer to Chapter 1 of this document for PCL layer numbers (YYYY) for replacement documents listed for DMSE cancellations.</p>			

Table 2-1 Document cancellation cross-reference (Sheet 16 of 86)

Cancelled document number	BCS/DMSE	Replacement document or packet number	Replacement document or packet title
		297-1001-588 *	Lines, Trunks, and Peripherals Routine Maintenance Procedures
297-1001-566	BCS35	297-1001-582 *	Lines, Trunks, and Peripherals Peripheral Modules Alarm and Performance Monitoring Procedures
		297-1001-587 *	Lines, Trunks, and Peripherals Emergency Recovery Procedures
		297-1001-588 *	Lines, Trunks, and Peripherals Routine Maintenance Procedures
297-1001-567	BCS35	297-1001-582 *	Lines, Trunks, and Peripherals Peripheral Modules Alarm and Performance Monitoring Procedures
		297-1001-587 *	Lines, Trunks, and Peripherals Emergency Recovery Procedures
		297-1001-588 *	Lines, Trunks, and Peripherals Routine Maintenance Procedures
297-1001-571	BCS34	297-1001-580 *	Lines, Trunks, and Peripherals Input/Output Devices Alarm and Performance Monitoring Procedures
297-1001-572	DMSE	297-YYYY-546	Routine Maintenance Procedures
297-1001-573	DMSE	297-YYYY-544	Trouble Locating and Clearing Procedures
297-1001-574	DMSE	297-YYYY-545	Recovery Maintenance Procedures
297-1001-577	BCS36	297-1001-582 *	Lines, Trunks, and Peripherals Peripheral Modules Alarm and Performance Monitoring Procedures
		297-1001-586 *	Lines, Trunks, and Peripherals Trouble Locating and Clearing Procedures
		297-1001-588 *	Lines, Trunks, and Peripherals Routine Maintenance Procedures
<p>Note 1: An asterisk identifies documents that were cancelled or discontinued in a subsequent BCS, or during DMSE. Refer to the cancellation listing for the replacement document(s) to determine the requirements for your system.</p> <p>Note 2: Refer to Chapter 1 of this document for PCL layer numbers (YYYY) for replacement documents listed for DMSE cancellations.</p>			

Table 2-1 Document cancellation cross-reference (Sheet 17 of 86)

Cancelled document number	BCS/DMSE	Replacement document or packet number	Replacement document or packet title
		297-1001-589 *	Lines, Trunks, and Peripherals Card Replacement Procedures
297-1001-580	DMSE	297-YYYY-543	Alarm and Performance Monitoring Procedures
297-1001-581	DMSE	297-YYYY-543	Alarm and Performance Monitoring Procedures
297-1001-582	DMSE	297-YYYY-543	Alarm and Performance Monitoring Procedures
297-1001-583	DMSE	297-YYYY-543	Alarm and Performance Monitoring Procedures
297-1001-584	DMSE	297-YYYY-543	Alarm and Performance Monitoring Procedures
297-1001-585	DMSE	297-YYYY-543	Alarm and Performance Monitoring Procedures
297-1001-586	DMSE	297-YYYY-544	Trouble Locating and Clearing Procedures
297-1001-587	DMSE	297-YYYY-545	Recovery Procedures
297-1001-588	DMSE	297-YYYY-546	Routine Maintenance Procedures
297-1001-589	DMSE	297-YYYY-547	Card Replacement Procedures
297-1001-801U		No replacement	
297-1001-805	DMSE	297-8991-805	Hardware Description Manual
297-1001-814	DMSE	297-YYYY-814	Operational Measurements Reference Manual
		297-1001-587 *	Lines, Trunks, and Peripherals Emergency Recovery Procedures
		297-1001-588 *	Lines, Trunks, and Peripherals Routine Maintenance Procedures
<p>Note 1: An asterisk identifies documents that were cancelled or discontinued in a subsequent BCS, or during DMSE. Refer to the cancellation listing for the replacement document(s) to determine the requirements for your system.</p> <p>Note 2: Refer to Chapter 1 of this document for PCL layer numbers (YYYY) for replacement documents listed for DMSE cancellations.</p>			

Table 2-1 Document cancellation cross-reference (Sheet 18 of 86)

Cancelled document number	BCS/DMSE	Replacement document or packet number	Replacement document or packet title
297-1001-814B	DMSE	297-YYYY-814	Operational Measurements Reference Manual
297-1001-814U	DMSE	297-YYYY-814	Operational Measurements Reference Manual
297-1001-820	DMSE	297-1001-822	Commands Reference Manual
297-1001-821	DMSE	297-1001-822	Commands Reference Manual
297-1001-840	DMSE	297-YYYY-840	Log Report Reference Manual
297-1001-841			
297-1001-ADAS		No replacement	
297-1001-DMS MAIL		No replacement	
297-1041-010			
297-1041-020		No replacement	
297-1041-352	DMSE	No replacement	
297-1041-520	DMSE	No replacement	
297-1201-100	BCS32	No replacement	
297-1211-100	BCS32	No replacement	
297-1401-010	BCS34	297-1421-010 *	Subscriber Services Product Guide
297-1401-100	BCS31	297-1401-010 *	Residential Services Product Guide
		297-1401-110 *	Residential Services Planning and Engineering Guide
		297-1401-140 *	Residential Services Transaction Capability Application Part Messaging Planning and Engineering Guide
		297-1401-300 *	Residential Services Administration Guide
<p>Note 1: An asterisk identifies documents that were cancelled or discontinued in a subsequent BCS, or during DMSE. Refer to the cancellation listing for the replacement document(s) to determine the requirements for your system.</p>			
<p>Note 2: Refer to Chapter 1 of this document for PCL layer numbers (YYYY) for replacement documents listed for DMSE cancellations.</p>			

Table 2-1 Document cancellation cross-reference (Sheet 19 of 86)

Cancelled document number	BCS/DMSE	Replacement document or packet number	Replacement document or packet title
		297-1401-350 *	Residential Services Translations Guide
		297-1401-500 *	Residential Services Card Replacement Procedures
297-1401-101	BCS31	297-1401-010 *	Residential Services Product Guide
		297-1401-110 *	Residential Services Planning and Engineering Guide
		297-1401-140 *	Residential Services Transaction Capability Application Part Messaging Planning and Engineering Guide
		297-1401-300 *	Residential Services Administration Guide
		297-1401-350 *	Residential Services Translations Guide
		297-1401-500 *	Residential Services Card Replacement Procedures
297-1401-110	BCS34	297-1421-110 *	Subscriber Services Planning and Engineering Guide
297-1401-120	BCS31	297-1401-010 *	Residential Services Product Guide
		297-1401-110 *	Residential Services Planning and Engineering Guide
		297-1401-140 *	Residential Services Transaction Capability Application Part Messaging Planning and Engineering Guide
		297-1401-300 *	Residential Services Administration Guide
		297-1401-350 *	Residential Services Translations Guide
		297-1401-500 *	Residential Services Card Replacement Procedures
297-1401-121	BCS31	297-1401-010 *	Residential Services Product Guide

Note 1: An asterisk identifies documents that were cancelled or discontinued in a subsequent BCS, or during DMSE. Refer to the cancellation listing for the replacement document(s) to determine the requirements for your system.

Note 2: Refer to Chapter 1 of this document for PCL layer numbers (YYYY) for replacement documents listed for DMSE cancellations.

Table 2-1 Document cancellation cross-reference (Sheet 20 of 86)

Cancelled document number	BCS/DMSE	Replacement document or packet number	Replacement document or packet title
		297-1401-110 *	Residential Services Planning and Engineering Guide
		297-1401-140 *	Residential Services Transaction Capability Application Part Messaging Planning and Engineering Guide
		297-1401-300 *	Residential Services Administration Guide
		297-1401-350 *	Residential Services Translations Guide
		297-1401-500 *	Residential Services Card Replacement Procedures
297-1401-122	BCS31	297-1401-010 *	Residential Services Product Guide
		297-1401-110 *	Residential Services Planning and Engineering Guide
		297-1401-140 *	Residential Services Transaction Capability Application Part Messaging Planning and Engineering Guide
		297-1401-300 *	Residential Services Administration Guide
		297-1401-350 *	Residential Services Translations Guide
		297-1401-500 *	Residential Services Card Replacement Procedures
297-1401-124	BCS31	297-1401-010 *	Residential Services Product Guide
		297-1401-110 *	Residential Services Planning and Engineering Guide
		297-1401-140 *	Residential Services Transaction Capability Application Part Messaging Planning and Engineering Guide
		297-1401-300 *	Residential Services Administration Guide
		297-1401-350 *	Residential Services Translations Guide
<p>Note 1: An asterisk identifies documents that were cancelled or discontinued in a subsequent BCS, or during DMSE. Refer to the cancellation listing for the replacement document(s) to determine the requirements for your system.</p> <p>Note 2: Refer to Chapter 1 of this document for PCL layer numbers (YYYY) for replacement documents listed for DMSE cancellations.</p>			

Table 2-1 Document cancellation cross-reference (Sheet 21 of 86)

Cancelled document number	BCS/DMSE	Replacement document or packet number	Replacement document or packet title
		297-1401-500 *	Residential Services Card Replacement Procedures
297-1401-125	BCS31	297-1401-010 *	Residential Services Product Guide
		297-1401-110 *	Residential Services Planning and Engineering Guide
		297-1401-140 *	Residential Services Transaction Capability Application Part Messaging Planning and Engineering Guide
		297-1401-300 *	Residential Services Administration Guide
		297-1401-350 *	Residential Services Translations Guide
		297-1401-500 *	Residential Services Card Replacement Procedures
297-1401-131	BCS31	297-1401-010 *	Residential Services Product Guide
		297-1401-110 *	Residential Services Planning and Engineering Guide
		297-1401-140 *	Residential Services Transaction Capability Application Part Messaging Planning and Engineering Guide
		297-1401-300 *	Residential Services Administration Guide
		297-1401-350 *	Residential Services Translations Guide
		297-1401-500 *	Residential Services Card Replacement Procedures
297-1401-140	DMSE	297-YYYY-350	Translations Guide
		297-1001-450 *	Provisioning Guide
		50004.11/03-96	Feature Planning Guide
297-1401-300	BCS34	297-1421-300 *	Subscriber Services Administration Guide
297-1401-350	BCS34	297-1421-350 *	Subscriber Services Translations Guide
<p>Note 1: An asterisk identifies documents that were cancelled or discontinued in a subsequent BCS, or during DMSE. Refer to the cancellation listing for the replacement document(s) to determine the requirements for your system.</p> <p>Note 2: Refer to Chapter 1 of this document for PCL layer numbers (YYYY) for replacement documents listed for DMSE cancellations.</p>			

Table 2-1 Document cancellation cross-reference (Sheet 22 of 86)

Cancelled document number	BCS/DMSE	Replacement document or packet number	Replacement document or packet title
297-1401-500	BCS34	297-1421-501 *	Subscriber Services Alarm and Performance Monitoring Procedures
297-1401-501	BCS34	297-1421-502 *	Subscriber Services Trouble Locating and Clearing Procedures
297-1401-502	BCS34	297-1421-503	Subscriber Services Maintenance Guide
297-1401-503	BCS34	297-1421-503	Subscriber Services Maintenance Guide
297-1411-010	DMSE	297-YYYY-350	Translations Guide
		297-1001-450 *	Provisioning Guide
		297-8991-001	Product Documentation Directory
297-1411-100	BCS32	297-1411-010 *	Enhanced E911 Emergency Services Product Guide
		297-1411-101 *	Enhanced E911 Emergency Services Planning and Engineering Guide
		297-1411-300 *	Enhanced E911 Emergency Services Administration Guide
		297-1411-350 *	Enhanced E911 Emergency Services Translations Guide
		297-1411-500 *	Enhanced E911 Emergency Services Alarm and Performance Monitoring Procedures
		297-1411-501 *	Enhanced E911 Emergency Services Trouble Locating and Clearing Procedures
297-1411-101	DMSE	297-YYYY-350	Translations Guide
		297-1001-450 *	Provisioning Guide
		50004.11/03-96	Feature Planning Guide
297-1411-300	DMSE	297-YYYY-350	Translations Guide
<p>Note 1: An asterisk identifies documents that were cancelled or discontinued in a subsequent BCS, or during DMSE. Refer to the cancellation listing for the replacement document(s) to determine the requirements for your system.</p> <p>Note 2: Refer to Chapter 1 of this document for PCL layer numbers (YYYY) for replacement documents listed for DMSE cancellations.</p>			

Table 2-1 Document cancellation cross-reference (Sheet 23 of 86)

Cancelled document number	BCS/DMSE	Replacement document or packet number	Replacement document or packet title
		297-YYYY-814	Operational Measurements Reference Manual
297-1411-350	DMSE	297-YYYY-350	Translations Guide
297-1411-500	DMSE	297-YYYY-543	Alarm and Performance Monitoring Procedures
297-1411-501	DMSE	297-YYYY-544	Trouble Locating and Clearing Procedures
297-1411-502	DMSE	297-YYYY-545	Recovery Procedures
297-1421-010	DMSE	297-YYYY-350	Translations Guide
		297-1001-450 *	Provisioning Guide
		297-8991-001	Product Documentation Directory
297-1421-110	DMSE	297-YYYY-350	Translations Guide
		297-1001-450 *	Provisioning Guide
		50004.11/03-96	Feature Planning Guide
297-1421-300	DMSE	297-YYYY-350	Translations Guide
		297-YYYY-814	Operational Measurements Reference Manual
297-1421-350	DMSE	297-YYYY-350	Translations Guide
297-1421-500	BCS35	297-1001-589 *	Lines, Trunks, and Peripherals Card Replacement Procedures
297-1421-501	DMSE	297-YYYY-543	Alarm and Performance Monitoring Procedures
297-1421-502	DMSE	297-YYYY-544	Trouble Locating and Clearing Procedures
297-2001-100	BCS32	297-2001-350 *	Meridian Digital Centrex Translations Guide
297-2001-102	BCS26	297-2031-100	Attendant Console Operations, Administration and Maintenance
<p>Note 1: An asterisk identifies documents that were cancelled or discontinued in a subsequent BCS, or during DMSE. Refer to the cancellation listing for the replacement document(s) to determine the requirements for your system.</p> <p>Note 2: Refer to Chapter 1 of this document for PCL layer numbers (YYYY) for replacement documents listed for DMSE cancellations.</p>			

Table 2-1 Document cancellation cross-reference (Sheet 24 of 86)

Cancelled document number	BCS/DMSE	Replacement document or packet number	Replacement document or packet title
297-2001-103	BCS30	297-2001-350 *	Meridian Digital Centrex Translations Guide
297-2001-104	BCS27	297-2071-119	Meridian Digital Centrex Station Message Detail Recording Reference Manual
297-2001-119	BCS27	297-2071-119	Meridian Digital Centrex Station Message Detail Recording Reference Manual
297-2001-160	BCS26	No replacement	
297-2001-200	BCS26	297-2031-100	Attendant Console Operations, Administration and Maintenance
297-2001-350	BCS35	297-2001-351 *	Meridian Digital Centrex Translations Guide
297-2001-351	DMSE	297-YYYY-350	Translations Guide
297-2001-450	BCS30	297-2001-350 *	Meridian Digital Centrex Translations Guide
297-2001-451	BCS35	297-1001-451 *	Customer Data Schema
297-2011-100		No replacement	
297-2011-180		No replacement	
297-2011-200		No replacement	
297-2011-201		No replacement	
297-2011-202		No replacement	
297-2011-205		No replacement	
297-2011-206		No replacement	
297-2011-211		No replacement	
297-2011-212		No replacement	
297-2021-100	BCS32	297-2101-102	Remote Line Module Description
<p>Note 1: An asterisk identifies documents that were cancelled or discontinued in a subsequent BCS, or during DMSE. Refer to the cancellation listing for the replacement document(s) to determine the requirements for your system.</p> <p>Note 2: Refer to Chapter 1 of this document for PCL layer numbers (YYYY) for replacement documents listed for DMSE cancellations.</p>			

Table 2-1 Document cancellation cross-reference (Sheet 25 of 86)

Cancelled document number	BCS/DMSE	Replacement document or packet number	Replacement document or packet title
297-2021-102	BCS27	297-2101-102	Remote Line Module Description
297-2041-010	DMSE	297-YYYY-350	Translations Guide
		297-1001-450 *	Provisioning Guide
		297-8991-001	Product Documentation Directory
297-2041-011	DMSE	297-YYYY-350	Translations Guide
		297-1001-450 *	Provisioning Guide
		297-8991-001	Product Documentation Directory
297-2041-014	BCS34	297-2041-010 *	Automatic Call Distribution Product Guide
297-2041-100	BCS33	297-1421-350 *	Subscriber Services Translations Guide
		297-1421-501 *	Subscriber Services Alarm and Performance Monitoring Procedures
		297-1421-502 *	Subscriber Services Trouble Locating and Clearing Procedures
		297-1421-503	Subscriber Services Maintenance Guide
297-2041-101	DMSE	297-YYYY-350	Translations Guide
		297-1001-450 *	Provisioning Guide
		50004.11/03-96	Feature Planning Guide
297-2041-102	BCS33	297-2041-901 *	Automatic Call Distribution End-User Load Management Guide
297-2041-103	BCS33	297-1421-350 *	Subscriber Services Translations Guide
		297-1421-501 *	Subscriber Services Alarm and Performance Monitoring Procedures
		297-1421-502 *	Subscriber Services Trouble Locating and Clearing Procedures
		297-1421-503	Subscriber Services Maintenance Guide
<p>Note 1: An asterisk identifies documents that were cancelled or discontinued in a subsequent BCS, or during DMSE. Refer to the cancellation listing for the replacement document(s) to determine the requirements for your system.</p> <p>Note 2: Refer to Chapter 1 of this document for PCL layer numbers (YYYY) for replacement documents listed for DMSE cancellations.</p>			

Table 2-1 Document cancellation cross-reference (Sheet 26 of 86)

Cancelled document number	BCS/DMSE	Replacement document or packet number	Replacement document or packet title
297-2041-104	DMSE	No replacement	
297-2041-300	BCS33	297-1421-350 *	Subscriber Services Translations Guide
		297-1421-501 *	Subscriber Services Alarm and Performance Monitoring Procedures
		297-1421-502 *	Subscriber Services Trouble Locating and Clearing Procedures
		297-1421-503	Subscriber Services Maintenance Guide
297-2041-301	DMSE	297-YYYY-350	Translations Guide
		297-YYYY-814	Operational Measurements Reference Manual
297-2041-302	BCS34	297-2041-301 *	Automatic Call Distribution Administration Guide
297-2041-350	DMSE	297-YYYY-350	Translations Guide
297-2041-503	DMSE	297-YYYY-544	Trouble Locating and Clearing Procedures
297-2041-901	BCS35	297-1001-820 *	Non-menu Commands Reference Manual
		297-2041-350 *	Automatic Call Distribution Translations Guide
		297-2041-500	Automatic Call Distribution Maintenance Guide
297-2061-313	BCS32	297-2061-900	Customer Data Change End User Guide
297-2081-001		No replacement	
297-2081-100			
297-2081-101	BCS33	297-1421-350 *	Subscriber Services Translations Guide
		297-1421-501 *	Subscriber Services Alarm and Performance Monitoring Procedures
<p>Note 1: An asterisk identifies documents that were cancelled or discontinued in a subsequent BCS, or during DMSE. Refer to the cancellation listing for the replacement document(s) to determine the requirements for your system.</p> <p>Note 2: Refer to Chapter 1 of this document for PCL layer numbers (YYYY) for replacement documents listed for DMSE cancellations.</p>			

Table 2-1 Document cancellation cross-reference (Sheet 27 of 86)

Cancelled document number	BCS/DMSE	Replacement document or packet number	Replacement document or packet title
		297-1421-502 *	Subscriber Services Trouble Locating and Clearing Procedures
		297-1421-503	Subscriber Services Maintenance Guide
297-2081-102	BCS33	297-1421-350 *	Subscriber Services Translations Guide
		297-1421-501 *	Subscriber Services Alarm and Performance Monitoring Procedures
		297-1421-502 *	Automatic Call Distribution Planning and Engineering Guide
		297-1421-503	Subscriber Services Maintenance Guide
297-2081-105	BCS33	297-2041-101 *	Integrated Services Digital Network Planning and Engineering Guide
297-2081-301	BCS33	297-1421-350 *	Subscriber Services Translations Guide
		297-1421-501 *	Subscriber Services Alarm and Performance Monitoring Procedures
		297-1421-502 *	Subscriber Services Trouble Locating and Clearing Procedures
		297-1421-503	Subscriber Services Maintenance Guide
297-2081-302	BCS33	297-1421-350 *	Subscriber Services Translations Guide
		297-1421-501 *	Subscriber Services Alarm and Performance Monitoring Procedures
		297-1421-502 *	Subscriber Services Trouble Locating and Clearing Procedures
		297-1421-503	Subscriber Services Maintenance Guide
297-2081-305	BCS33	297-1421-350 *	Subscriber Services Translations Guide
		297-1421-501 *	Subscriber Services Alarm and Performance Monitoring Procedures
<p>Note 1: An asterisk identifies documents that were cancelled or discontinued in a subsequent BCS, or during DMSE. Refer to the cancellation listing for the replacement document(s) to determine the requirements for your system.</p> <p>Note 2: Refer to Chapter 1 of this document for PCL layer numbers (YYYY) for replacement documents listed for DMSE cancellations.</p>			

Table 2-1 Document cancellation cross-reference (Sheet 28 of 86)

Cancelled document number	BCS/DMSE	Replacement document or packet number	Replacement document or packet title
		297-1421-502 *	Subscriber Services Trouble Locating and Clearing Procedures
		297-1421-503	Subscriber Services Maintenance Guide
297-2081-501	BCS33	297-1421-350 *	Subscriber Services Translations Guide
		297-1421-501 *	Subscriber Services Alarm and Performance Monitoring Procedures
		297-1421-502 *	Subscriber Services Trouble Locating and Clearing Procedures
		297-1421-503	Subscriber Services Maintenance Guide
297-2081-502	BCS33	297-1421-350 *	Subscriber Services Translations Guide
		297-1421-501 *	Subscriber Services Alarm and Performance Monitoring Procedures
		297-1421-502 *	Subscriber Services Trouble Locating and Clearing Procedures
		297-1421-503	Subscriber Services Maintenance Guide
297-2081-505	BCS33	297-1421-350 *	Subscriber Services Translations Guide
		297-1421-501 *	Subscriber Services Alarm and Performance Monitoring Procedures
		297-1421-502 *	Subscriber Services Trouble Locating and Clearing Procedures
		297-1421-503	Subscriber Services Maintenance Guide
297-2091-100	BCS34	297-1421-110 *	Subscriber Services Planning and Engineering Guide
297-2091-350	BCS34	297-1421-350 *	Subscriber Services Translations Guide
297-2091-500	BCS34	297-1421-503	Subscriber Services Maintenance Guide
297-2101-010	BCS31	297-2101-011 *	Equal Access Product Guide
<p>Note 1: An asterisk identifies documents that were cancelled or discontinued in a subsequent BCS, or during DMSE. Refer to the cancellation listing for the replacement document(s) to determine the requirements for your system.</p> <p>Note 2: Refer to Chapter 1 of this document for PCL layer numbers (YYYY) for replacement documents listed for DMSE cancellations.</p>			

Table 2-1 Document cancellation cross-reference (Sheet 29 of 86)

Cancelled document number	BCS/DMSE	Replacement document or packet number	Replacement document or packet title
297-2101-011	DMSE	297-YYYY-350	Translations Guide
		297-1001-450 *	Provisioning Guide
		297-8991-001	Product Documentation Directory
297-2101-100	BCS32	297-2221-100 *	Large Business Remote System Description
		297-2221-500 *	Large Business Remote Operations, Administration, and Maintenance Guide
297-2101-101		297-1001-594	Lines Maintenance Guide
297-2101-103	BCS31	297-2701-350 *	Remote Line Concentrating Module/ Outside Plant Module Translations Guide
		297-2701-520 *	Remote Line Concentrating Module/ Outside Plant Module Maintenance Guide
		297-2701-521 *	Remote Line Concentrating Module/ Outside Plant Module Alarm and Performance Monitoring Procedures
		297-2701-522 *	Remote Line Concentrating Module/ Outside Plant Module Recovery Procedures
		297-2701-523 *	Remote Line Concentrating Module/ Outside Plant Module Routine Maintenance Procedures
		297-2701-525 *	Remote Line Concentrating Module/ Outside Plant Module Card Replacement Procedures
297-2101-104	BCS31	297-2711-010 *	Remote Switching Center Product Guide
		297-2711-155 *	Remote Switching Center Planning and Engineering Guide
297-2101-110	DMSE	297-YYYY-350	Translations Guide
<p>Note 1: An asterisk identifies documents that were cancelled or discontinued in a subsequent BCS, or during DMSE. Refer to the cancellation listing for the replacement document(s) to determine the requirements for your system.</p> <p>Note 2: Refer to Chapter 1 of this document for PCL layer numbers (YYYY) for replacement documents listed for DMSE cancellations.</p>			

Table 2-1 Document cancellation cross-reference (Sheet 30 of 86)

Cancelled document number	BCS/DMSE	Replacement document or packet number	Replacement document or packet title
		297-1001-450 *	Provisioning Guide
		50004.11/03-96	Feature Planning Guide
297-2101-114	DMSE	297-YYYY-350	Translations Guide
		297-1001-450 *	Provisioning Guide
		50004.11/06-94	Feature Planning Guide
		297-YYYY-814	Operational Measurements Reference Manual
297-2101-115	BCS34	297-2101-114 *	PCM30 Line Drawer Planning, Engineering and Administration Guide
297-2101-151	BCS31	297-2711-350 *	Remote Switching Center Translations Guide
		297-2711-520 *	Remote Switching Center Maintenance Guide
		297-2711-521 *	Remote Switching Center Alarm and Performance Monitoring Procedures
		297-2711-522 *	Remote Switching Center Recovery Procedures
		297-2711-525 *	Remote Switching Center Card Replacement Procedures
297-2101-200	BCS31	297-2701-350 *	Remote Line Concentrating Module/ Outside Plant Module Translations Guide
		297-2701-520 *	Remote Line Concentrating Module/ Outside Plant Module Maintenance Guide
		297-2701-521 *	Remote Line Concentrating Module/ Outside Plant Module Alarm and Performance Monitoring Procedures
<p>Note 1: An asterisk identifies documents that were cancelled or discontinued in a subsequent BCS, or during DMSE. Refer to the cancellation listing for the replacement document(s) to determine the requirements for your system.</p> <p>Note 2: Refer to Chapter 1 of this document for PCL layer numbers (YYYY) for replacement documents listed for DMSE cancellations.</p>			

Table 2-1 Document cancellation cross-reference (Sheet 31 of 86)

Cancelled document number	BCS/DMSE	Replacement document or packet number	Replacement document or packet title
		297-2701-522 *	Remote Line Concentrating Module/ Outside Plant Module Recovery Procedures
		297-2701-523 *	Remote Line Concentrating Module/ Outside Plant Module Routine Maintenance Procedures
		297-2701-525 *	Remote Line Concentrating Module/ Outside Plant Module Card Replacement Procedures
297-2101-300	DMSE	297-YYYY-350	Translations Guide
		297-YYYY-814	Operational Measurements Reference Manual
297-2101-310	BCS34	297-2101-808 *	SERVORD Service Order and Query Systems Reference Manual
297-2101-312	BCS27	297-2061-312	Customer Data Change Operating Company Guide
297-2101-313	BCS32	297-2061-900	Customer Data Change End User Guide
297-2101-321	BCS31	297-2711-010 *	Remote Switching Center Product Guide
		297-2711-320 *	Remote Switching Center Administration Guide
297-2101-351	BCS31	297-2711-010 *	Remote Switching Center Product Guide
		297-2711-350 *	Remote Switching Center Translations Guide
297-2101-352	DMSE	297-YYYY-350	Translations Guide
297-2101-451	BCS35	297-1001-451 *	Customer Data Schema
297-2101-503	BCS34	297-1001-584 *	Lines, Trunks, and Peripherals Lines Alarm and Performance Monitoring Procedures
		297-2101-516 *	Lines Maintenance Reference Manual
<p>Note 1: An asterisk identifies documents that were cancelled or discontinued in a subsequent BCS, or during DMSE. Refer to the cancellation listing for the replacement document(s) to determine the requirements for your system.</p> <p>Note 2: Refer to Chapter 1 of this document for PCL layer numbers (YYYY) for replacement documents listed for DMSE cancellations.</p>			

Table 2-1 Document cancellation cross-reference (Sheet 32 of 86)

Cancelled document number	BCS/DMSE	Replacement document or packet number	Replacement document or packet title
297-2101-516	BCS35	297-1001-594	Lines Maintenance Guide
297-2101-517	BCS35	297-1001-594	Lines Maintenance Guide
297-2101-551	BCS31	297-2711-010 *	Remote Switching Center Product Guide
		297-2711-520 *	Remote Switching Center Maintenance Guide
297-2101-808	DMSE	297-YYYY-808	SERVORD Reference Manual
297-2101-808B		No replacement	
297-2111-100	BCS33	No replacement	
297-2111-116	BCS33	No replacement	
297-2111-180	BCS33	No replacement	
297-2111-516	BCS33	No replacement	
297-2121-100			
297-2121-101	BCS23	297-2121-226	Datapath Data Unit - Installation and Maintenance
297-2121-102	BCS21	297-2121-225	Datapath 3270 Network Switched Access Installation and Maintenance
297-2121-103			
297-2121-201	BCS23/27	297-2121-226	Datapath Data Unit Installation and Maintenance
297-2121-202	BCS21	297-2121-225	Datapath 3270 Network Switched Access Installation and Maintenance
297-2121-203			
297-2121-301	BCS21	297-2121-226	Datapath Data Unit - Installation and Maintenance
297-2121-302	BCS23	297-2121-225	Datapath 3270 Network Switched Access Installation and Maintenance
<p>Note 1: An asterisk identifies documents that were cancelled or discontinued in a subsequent BCS, or during DMSE. Refer to the cancellation listing for the replacement document(s) to determine the requirements for your system.</p> <p>Note 2: Refer to Chapter 1 of this document for PCL layer numbers (YYYY) for replacement documents listed for DMSE cancellations.</p>			

Table 2-1 Document cancellation cross-reference (Sheet 33 of 86)

Cancelled document number	BCS/DMSE	Replacement document or packet number	Replacement document or packet title
297-2121-303			
297-2141-451	BCS34	555-4021-851	DSN Customer Data Schema
297-2141-510	BCS20	297-1001-510	DMS-100 Family Logs Reference Manual
297-2151-451	BCS33	555-4021-851	Meridian 1 Options 201-211 Defense Switched Network Customer Data Schema
297-2171-103	BCS31	297-2701-350 *	Remote Line Concentrating Module/ Outside Plant Module Translations Guide
		297-2701-520 *	Remote Line Concentrating Module/ Outside Plant Module Maintenance Guide
		297-2701-521 *	Remote Line Concentrating Module/ Outside Plant Module Alarm and Performance Monitoring Procedures
		297-2701-522 *	Remote Line Concentrating Module/ Outside Plant Module Recovery Procedures
		297-2701-523 *	Remote Line Concentrating Module/ Outside Plant Module Routine Maintenance Procedures
		297-2701-525 *	Remote Line Concentrating Module/ Outside Plant Module Card Replacement Procedures
297-2171-200	BCS31	297-2701-350 *	Remote Line Concentrating Module/ Outside Plant Module Translations Guide
		297-2701-520 *	Remote Line Concentrating Module/ Outside Plant Module Maintenance Guide
		297-2701-521 *	Remote Line Concentrating Module/ Outside Plant Module Alarm and Performance Monitoring Procedures
<p>Note 1: An asterisk identifies documents that were cancelled or discontinued in a subsequent BCS, or during DMSE. Refer to the cancellation listing for the replacement document(s) to determine the requirements for your system.</p> <p>Note 2: Refer to Chapter 1 of this document for PCL layer numbers (YYYY) for replacement documents listed for DMSE cancellations.</p>			

Table 2-1 Document cancellation cross-reference (Sheet 34 of 86)

Cancelled document number	BCS/DMSE	Replacement document or packet number	Replacement document or packet title
		297-2701-522 *	Remote Line Concentrating Module/ Outside Plant Module Recovery Procedures
		297-2701-523 *	Remote Line Concentrating Module/ Outside Plant Module Routine Maintenance Procedures
297-2181-010			
297-2181-155		No replacement	
297-2181-300		No replacement	
297-2181-310		No replacement	
297-2181-350		No replacement	
297-2181-451	BCS36	297-1001-451 *	Customer Data Schema
297-2181-516	BCS33	297-2181-520	International Traffic Operator Position System Trouble Locating and Clearing Procedures
		297-2181-523	International Traffic Operator Position System Routine Maintenance Procedures
		297-2181-524	International Traffic Operator Position System Maintenance Guide
		297-2181-525	International Traffic Operator Position System Card Replacement Procedures
297-2181-520		No replacement	
297-2181-523		No replacement	
297-2181-524		No replacement	
297-2181-525		No replacement	
297-2201-451	BCS35	297-1001-451 *	Customer Data Schema
297-2221-100	DMSE	No replacement	
<p>Note 1: An asterisk identifies documents that were cancelled or discontinued in a subsequent BCS, or during DMSE. Refer to the cancellation listing for the replacement document(s) to determine the requirements for your system.</p> <p>Note 2: Refer to Chapter 1 of this document for PCL layer numbers (YYYY) for replacement documents listed for DMSE cancellations.</p>			

Table 2-1 Document cancellation cross-reference (Sheet 35 of 86)

Cancelled document number	BCS/DMSE	Replacement document or packet number	Replacement document or packet title
297-2221-500	DMSE	No replacement	
297-2231-001	BCS36	411-2231-001	GSM DMS-MSC Master Index of Publications
297-2231-010	BCS36	411-2231-010	GSM DMS-MSC Product Guide
297-2231-141	BCS36	411-2231-833	GSM/DCS 1800 DMS-MTX Call Processing Architecture, Interfaces, and Applications
297-2231-306	BCS36	411-2231-214	
		411-2231-801	Wireless Networks DMS-MTX Features Description Manual
		411-2231-926	GSM Global System Mobile Feature Package Application Guide
297-2231-510	BCS36	411-2231-510	Wireless Networks DMS-MTX Output Report (LOGS) Reference Manual
297-2231-801	BCS36	411-2231-801	Wireless Networks DMS-MTX Features Description Manual
297-2231-814	BCS36	411-2231-814	GSM DMS-MSC Operational Measurements Reference Manual
297-2231-825	BCS36	411-2231-825	GSM DMS-MSC Glossary of Terms and Abbreviations
297-2231-833	BCS36	411-2231-833	GSM/DCS 1800 DMS-MTX Call Processing Architecture, Interfaces, and Applications
297-2231-925	BCS36	411-2231-926	GSM Global System Mobile Feature Package Application Guide
297-2241-101	BCS33	555-4021-453	Meridian 1 Options 201, 211 Defense Switched Network Management Reference Manual
<p>Note 1: An asterisk identifies documents that were cancelled or discontinued in a subsequent BCS, or during DMSE. Refer to the cancellation listing for the replacement document(s) to determine the requirements for your system.</p> <p>Note 2: Refer to Chapter 1 of this document for PCL layer numbers (YYYY) for replacement documents listed for DMSE cancellations.</p>			

Table 2-1 Document cancellation cross-reference (Sheet 36 of 86)

Cancelled document number	BCS/DMSE	Replacement document or packet number	Replacement document or packet title
297-2241-116	BCS33	555-4021-516	Meridian 1 Options 201, 211 Defense Switched Network Maintenance Guide
297-2241-117	BCS33	555-4021-117	Meridian 1 Options 201, 211 Defense Switched Network AutoVon Network Administration Report Description
297-2241-451	BCS33	555-4021-851	Meridian 1 Options 201, 211 Defense Switched Network Customer Data Schema
297-2241-510	BCS20	297-1001-510 *	DMS-100 Family Logs Reference Manual
297-2241-511	BCS33	555-4021-820	Meridian 1 Options 201, 211 Defense Switched Network Command Reference Manual
297-2241-512	BCS33	555-4021-512	Meridian 1 Options 201, 211 Defense Switched Network Automatic Service Observing Description
		555-4021-820	Meridian 1 Options 201, 211 Defense Switched Network Command Reference Manual
297-2241-513	BCS33	555-4021-820	Meridian 1 Options 201, 211 Defense Switched Network Command Reference Manual
297-2241-516	BCS33	555-4021-820	Meridian 1 Options 201, 211 Defense Switched Network Command Reference Manual
297-2251-001		297-2251-004	Traffic Operator Position IWS Product Description/Technical Specification
297-2251-003		No replacement	
297-2251-014		No replacement	
297-2251-300		No replacement	
297-2251-303		No replacement	
<p>Note 1: An asterisk identifies documents that were cancelled or discontinued in a subsequent BCS, or during DMSE. Refer to the cancellation listing for the replacement document(s) to determine the requirements for your system.</p> <p>Note 2: Refer to Chapter 1 of this document for PCL layer numbers (YYYY) for replacement documents listed for DMSE cancellations.</p>			

Table 2-1 Document cancellation cross-reference (Sheet 37 of 86)

Cancelled document number	BCS/DMSE	Replacement document or packet number	Replacement document or packet title
297-2251-310		No replacement	
297-2251-311		No replacement	
297-2261-320	DMSE	297-YYYY-350	Translations Guide
		297-YYYY-814	Operational Measurements Reference Manual
297-2261-350	DMSE	297-YYYY-350	Translations Guide
297-2261-500	TOPS03	297-8341-550	Traffic Operator Position System Message Switch Maintenance Manual
		PLN-2281-001	Traffic Operator Position System Multipurpose 04 Technical Specification
297-2281-100	BCS33	297-2281-010 *	DMS-200 TOPS Multipurpose Product Guide
297-2281-155	BCS36	297-1001-450 *	DMS-100 Provisioning Manual
297-2281-250	BCS30	297-2281-010*	DMS-200 TOPS Multipurpose Product Guide
297-2281-320	BCS35	297-2261-320 *	Operator Services Administration Guide
297-2281-516	BCS29	297-2281-520 *	TOPS Multipurpose Maintenance Manual
297-2281-520	DMSE	297-YYYY-550	
297-2281-521	DMSE	297-YYYY-543	
297-2281-522	DMSE	297-YYYY-544	
297-2281-523	DMSE	297-YYYY-546	
297-2281-524	DMSE	297-YYYY-545	
297-2281-525	DMSE	297-YYYY-547	
297-2291-010	DMSE	297-YYYY-350	Translations Guide
		297-1001-450 *	Provisioning Guide
<p>Note 1: An asterisk identifies documents that were cancelled or discontinued in a subsequent BCS, or during DMSE. Refer to the cancellation listing for the replacement document(s) to determine the requirements for your system.</p> <p>Note 2 : Refer to Chapter 1 of this document for PCL layer numbers (YYYY) for replacement documents listed for DMSE cancellations.</p>			

Table 2-1 Document cancellation cross-reference (Sheet 38 of 86)

Cancelled document number	BCS/DMSE	Replacement document or packet number	Replacement document or packet title
		297-8991-001	Product Documentation Directory
297-2291-011	DMSE	297-YYYY-350	Translations Guide
		297-1001-450 *	Provisioning Guide
		297-8991-001	Product Documentation Directory
297-2291-154	DMSE	297-YYYY-350	Translations Guide
		297-1001-450 *	Provisioning Guide
		50004.11/03-96	Feature Planning Guide
297-2291-155	DMSE	297-YYYY-350	Translations Guide
		297-1001-450 *	Provisioning Guide
		50004.11/03-96	Feature Planning Guide
297-2291-320	BCS35	297-2261-320 *	Operator Services Administration Guide
297-2291-350	BCS35	297-2261-350 *	Operator Services Translations Guide
297-2291-520	DMSE	297-YYYY-544	Trouble Locating and Clearing Procedures
297-2291-521	DMSE	297-YYYY-543	Alarm and Performance Monitoring Procedures
297-2291-522	DMSE	297-YYYY-545	Recovery Procedures
297-2291-523	BCS35	297-1001-592	Peripheral Modules Maintenance Guide
297-2291-524			
297-2291-525	DMSE	297-YYYY-547	Card Replacement Procedures
297-2401-001	DMSE	297-8991-001	Product Documentation Directory
297-2401-010	DMSE	297-YYYY-350	Translations Guide
		297-1001-450 *	Provisioning Guide
		297-8991-001	Product Documentation Directory
<p>Note 1: An asterisk identifies documents that were cancelled or discontinued in a subsequent BCS, or during DMSE. Refer to the cancellation listing for the replacement document(s) to determine the requirements for your system.</p> <p>Note 2: Refer to Chapter 1 of this document for PCL layer numbers (YYYY) for replacement documents listed for DMSE cancellations.</p>			

Table 2-1 Document cancellation cross-reference (Sheet 39 of 86)

Cancelled document number	BCS/DMSE	Replacement document or packet number	Replacement document or packet title
297-2401-100	BCS30	297-2401-010 *	Integrated Services Digital Network Product Guide
297-2401-102	BCS 35	297-2401-155*	Integrated Services Digital Network Basic Rate Interface Planning and Engineering Guide
		297-2401-310*	Service Orders for Integrated Services Digital Network Terminals Reference Manual
		297-2401-320*	Integrated Services Digital Network Basic Rate Interface Administration Guide
		297-2401-350*	Integrated Services Digital Network Basic Rate Interface Translations Guide
		297-2401-501	Integrated Services Digital Network Basic Rate Interface Maintenance Guide
		297-2401-544*	Integrated Services Digital Network Basic Rate Interface Trouble Locating and Clearing Procedures
297-2401-103	BCS35	297-1001-805*	Hardware Description Manual Reference Manual
		297-2401-010*	Integrated Services Digital Network Product Guide
		297-2401-501	Integrated Services Digital Network Basic Rate Interface Maintenance Guide
		297-2401-502	Integrated Services Digital Network Primary Rate Interface Maintenance Guide
297-2401-104	BCS35	297-2401-010*	Integrated Services Digital Network Product Guide
		297-2401-165*	Integrated Services Digital Network Primary Rate Interface Planning and Engineering Guide
<p>Note 1: An asterisk identifies documents that were cancelled or discontinued in a subsequent BCS, or during DMSE. Refer to the cancellation listing for the replacement document(s) to determine the requirements for your system.</p> <p>Note 2 : Refer to Chapter 1 of this document for PCL layer numbers (YYYY) for replacement documents listed for DMSE cancellations.</p>			

Table 2-1 Document cancellation cross-reference (Sheet 40 of 86)

Cancelled document number	BCS/ DMSE	Replacement document or packet number	Replacement document or packet title
		297-2401-360*	Integrated Services Digital Network Primary Rate Interface Translations Guide
		297-2401-502	Integrated Services Digital Network Primary Rate Interface Maintenance Guide
		297-2401-544*	Integrated Services Digital Network Basic Rate Interface Trouble Locating and Clearing Procedures
297-2401-105		No replacement	
297-2401-114	BCS29	297-1001-814 *	Operational Measurements Reference Manual
297-2401-155	DMSE	297-YYYY-350	Translations Guide
		297-1001-450*	Provisioning Guide
		50004.11/03-96	Feature Planning Guide
297-2401-165	DMSE	297-YYYY-350	Translations Guide
		297-1001-450 *	Provisioning Guide
		50004.11/03-96	Feature Planning Guide
297-2401-320	DMSE	297-YYYY-350	Translations Guide
		297-YYYY-814	Operational Measurements Reference Manual
297-2401-350	DMSE	297-YYYY-350	Translations Guide
297-2401-360	DMSE	297-YYYY-350	Translations Guide
297-2401-450	BCS35	297-2401-010 *	Integrated Services Digital Network Product Guide
		297-2401-155*	Integrated Services Digital Network Basic Rate Interface Planning and Engineering Guide
<p>Note 1: An asterisk identifies documents that were cancelled or discontinued in a subsequent BCS, or during DMSE. Refer to the cancellation listing for the replacement document(s) to determine the requirements for your system.</p> <p>Note 2: Refer to Chapter 1 of this document for PCL layer numbers (YYYY) for replacement documents listed for DMSE cancellations.</p>			

Table 2-1 Document cancellation cross-reference (Sheet 41 of 86)

Cancelled document number	BCS/DMSE	Replacement document or packet number	Replacement document or packet title
		297-2401-165*	Integrated Services Digital Network Primary Rate Interface Planning and Engineering Guide
297-2401-451	BCS24	297-1001-451 *	Customer Data Schema
297-2401-454	BCS24	297-1001-454 *	Customer Data Schema Input Forms
297-2401-455	BCS24	297-1001-455 *	Office Parameters Reference Manual
297-2401-500	BCS27	297-1001-582 *	Lines, Trunks, and Peripherals Peripheral Modules Alarm and Performance Monitoring Procedures
		297-1001-589 *	Lines, Trunks, and Peripherals Card Replacement Procedures
297-2401-503	DMSE	297-1001-594	Lines Maintenance Guide
297-2401-515	BCS35	297-1001-820 *	Non-menu Commands Reference Manual
		297-1001-821 *	Menu Commands Reference Manual
		297-2401-010 *	Integrated Services Digital Network Product Guide
		297-2401-501	Integrated Services Digital Network Basic Rate Interface Maintenance Guide
297-2401-516	BCS35	297-1001-820 *	Non-menu Commands Reference Manual
		297-1001-821 *	Menu Commands Reference Manual
		297-2401-010 *	Integrated Services Digital Network Product Guide
		297-2401-501	Integrated Services Digital Network Basic Rate Interface Maintenance Guide
297-2401-544	DMSE	297-YYYY-544	Trouble Locating and Clearing Procedures
297-2401-554	DMSE	297-YYYY-544	Trouble Locating and Clearing Procedures
297-2421-100	BCS36	No replacement	
<p>Note 1: An asterisk identifies documents that were cancelled or discontinued in a subsequent BCS, or during DMSE. Refer to the cancellation listing for the replacement document(s) to determine the requirements for your system.</p> <p>Note 2: Refer to Chapter 1 of this document for PCL layer numbers (YYYY) for replacement documents listed for DMSE cancellations.</p>			

Table 2-1 Document cancellation cross-reference (Sheet 42 of 86)

Cancelled document number	BCS/DMSE	Replacement document or packet number	Replacement document or packet title
297-2421-200	BCS36	No replacement	
297-2421-300	BCS36	No replacement	
297-2421-310	BCS36	No replacement	
297-2421-500	BCS36	No replacement	
297-2431-020	BCS36	297-2401-010 *	Integrated Services Digital Network Product Guide
297-2431-105	BCS36	297-2401-501	Integrated Services Digital Network Basic Rate Interface Maintenance Guide
297-2431-320	BCS36	297-2401-310 *	Service Orders for Integrated Services Digital Network Terminals Reference Manual
		297-2401-350 *	Integrated Services Digital Network Basic Rate Interface Translations Guide
297-2431-370	BCS36	297-2401-350 *	Integrated Services Digital Network Basic Rate Interface Translations Guide
297-2431-564	BCS36	297-1001-580 *	Lines, Trunks, and Peripherals Input/Output Devices Alarm and Performance Monitoring Procedures
		297-1001-581 *	Lines, Trunks, and Peripherals ENET and Net Alarm and Performance Monitoring Procedures
		297-1001-582 *	Lines, Trunks, and Peripherals Peripheral Modules Alarm and Performance Monitoring Procedures
		297-1001-583 *	Lines, Trunks, and Peripherals External Subsystems Alarm and Performance Monitoring Procedures
		297-1001-584 *	Lines, Trunks, and Peripherals Lines Alarm and Performance Monitoring Procedures
<p>Note 1: An asterisk identifies documents that were cancelled or discontinued in a subsequent BCS, or during DMSE. Refer to the cancellation listing for the replacement document(s) to determine the requirements for your system.</p> <p>Note 2: Refer to Chapter 1 of this document for PCL layer numbers (YYYY) for replacement documents listed for DMSE cancellations.</p>			

Table 2-1 Document cancellation cross-reference (Sheet 43 of 86)

Cancelled document number	BCS/DMSE	Replacement document or packet number	Replacement document or packet title
		297-1001-585 *	Lines, Trunks, and Peripherals Trunks Alarm and Performance Monitoring Procedures
		297-1001-586 *	Lines, Trunks, and Peripherals Trouble Locating and Clearing Procedures
		297-1001-587 *	Lines, Trunks, and Peripherals Emergency Recovery Procedures
		297-1001-588 *	Lines, Trunks, and Peripherals Routine Maintenance Procedures
		297-1001-589 *	Lines, Trunks, and Peripherals Card Replacement Procedures
297-2451-106	BCS34	No replacement	
297-2451-181	BCS35	No replacement	
297-2451-200	BCS35	No replacement	
297-2451-201	BCS28	297-2451-211	M5317T and CustomNet Integrated Services Digital Network
297-2451-202	DMSE	No replacement	
297-2451-205	DMSE	No replacement	
297-2451-206	DMSE	No replacement	
297-2451-207		No replacement	
297-2451-951			
297-2451-951F		No replacement	
297-2461-010	DMSE	297-YYYY-350	Translations Guide
		297-1001-450	Provisioning Guide
		297-8991-001	Product Documentation Directory
297-2521-061	MC111	No replacement	
<p>Note 1: An asterisk identifies documents that were cancelled or discontinued in a subsequent BCS, or during DMSE. Refer to the cancellation listing for the replacement document(s) to determine the requirements for your system.</p> <p>Note 2: Refer to Chapter 1 of this document for PCL layer numbers (YYYY) for replacement documents listed for DMSE cancellations.</p>			

Table 2-1 Document cancellation cross-reference (Sheet 44 of 86)

Cancelled document number	BCS/DMSE	Replacement document or packet number	Replacement document or packet title
297-2671-210		No replacement	
297-2671-220			
297-2671-310			
297-2701-010	DMSE	297-8201-550	Remote Line Concentrating Module/ Outside Plant Module Maintenance Manual
297-2701-155	DMSE	297-8321-815	Extended Peripheral Module Translations Reference Manual (DS1)
		297-1001-450 *	Provisioning Guide
		50004.11/03-96	Feature Planning Guide
297-2701-320	DMSE	297-8321-815	Extended Peripheral Module Translations Reference Manual (DS1)
		297-8321-814	Extended Peripheral Module Operational Measurements Reference Manual (DS1)
297-2701-350	DMSE	297-8321-815	Extended Peripheral Module Translations Reference Manual (DS1)
297-2701-520	DMSE	297-8201-550	Remote Line Concentrating Module /Outside Plant Module Maintenance Manual
		297-8321-814	Extended Peripheral Module Operational Measurements Reference Manual (DS1)
		297-8321-840	Extended Peripheral Module Log Reports Reference Manual (DS1)
297-2701-521	DMSE	297-8201-550	Remote Line Concentrating Module/ Outside Plant Module Maintenance Manual
297-2701-522	DMSE	297-8201-550	Remote Line Concentrating Module/ Outside Plant Module Maintenance Manual
297-2701-523	DMSE	297-8201-550	Remote Line Concentrating Module/ Outside Plant Module Maintenance Manual
<p>Note 1: An asterisk identifies documents that were cancelled or discontinued in a subsequent BCS, or during DMSE. Refer to the cancellation listing for the replacement document(s) to determine the requirements for your system.</p> <p>Note 2: Refer to Chapter 1 of this document for PCL layer numbers (YYYY) for replacement documents listed for DMSE cancellations.</p>			

Table 2-1 Document cancellation cross-reference (Sheet 45 of 86)

Cancelled document number	BCS/DMSE	Replacement document or packet number	Replacement document or packet title
297-2701-525	DMSE	297-8201-550	Remote Line Concentrating Module/ Outside Plant Module Maintenance Manual
297-2702-010	DMSE	297-8211-550	Outside Plant Access Cabinet Maintenance Manual
297-2702-155	DMSE	297-8321-815	Extended Peripheral Module Translations Reference Manual
		297-1001-450 *	Provisioning Guide
		50004.11/03-96	Feature Planning Guide
297-2702-320	DMSE	297-8321-814	Extended Peripheral Module Operational Measurements Reference Manual
		297-8321-815	Extended Peripheral Module Translations Reference Manual
		297-8321-840	Extended Peripheral Module Log Reports Reference Manual
297-2702-350	DMSE	297-8321-815	Extended Peripheral Module Translations Reference Manual (DS1)
297-2702-520	DMSE	297-8211-550	Outside Plant Access Cabinet Maintenance Manual
		297-8321-814	Extended Peripheral Module Operational Measurements Reference Manual (DS1)
		297-8321-840	Extended Peripheral Module Log Reports Reference Manual (DS1)
297-2702-521	DMSE	297-8211-550	Outside Plant Access Cabinet Maintenance Manual
297-2702-522	DMSE	297-8211-550	Outside Plant Access Cabinet Maintenance Manual
297-2702-523	DMSE	297-8211-550	Outside Plant Access Cabinet Maintenance Manual
<p>Note 1: An asterisk identifies documents that were cancelled or discontinued in a subsequent BCS, or during DMSE. Refer to the cancellation listing for the replacement document(s) to determine the requirements for your system.</p> <p>Note 2: Refer to Chapter 1 of this document for PCL layer numbers (YYYY) for replacement documents listed for DMSE cancellations.</p>			

Table 2-1 Document cancellation cross-reference (Sheet 46 of 86)

Cancelled document number	BCS/DMSE	Replacement document or packet number	Replacement document or packet title
297-2702-525	DMSE	297-8211-550	Outside Plant Access Cabinet Maintenance Manual
297-2711-010	DMSE	297-8221-550	Remote Switching Center Maintenance Manual
297-2711-155	DMSE	297-8321-815	Extended Peripheral Module Translations Reference Manual (DS1)
		297-1001-450 *	Provisioning Guide
		50004.11/03-96	Feature Planning Guide
297-2711-320	DMSE	297-8321-815	Extended Peripheral Module Translations Reference Manual (DS1)
		297-8321-814	Extended Peripheral Module Operational Measurements Reference Manual (DS1)
297-2711-350	DMSE	297-YYYY-350	Extended Peripheral Module Translations Reference Manual (DS1)
297-2711-520	DMSE	297-8221-550	Remote Switching Center Maintenance Reference Manual
		297-8321-814	Extended Peripheral Module Operational Measurements Reference Manual (DS1)
		297-8321-840	Extended Peripheral Module Log Reports Reference Manual (DS1)
297-2711-521	DMSE	297-8221-550	Remote Switching Center Maintenance Manual
297-2711-522	DMSE	297-8221-550	Remote Switching Center Maintenance Manual
297-2711-523			
297-2711-525	DMSE	297-8221-550	Remote Switching Center Maintenance Manual
<p>Note 1: An asterisk identifies documents that were cancelled or discontinued in a subsequent BCS, or during DMSE. Refer to the cancellation listing for the replacement document(s) to determine the requirements for your system.</p> <p>Note 2: Refer to Chapter 1 of this document for PCL layer numbers (YYYY) for replacement documents listed for DMSE cancellations.</p>			

Table 2-1 Document cancellation cross-reference (Sheet 47 of 86)

Cancelled document number	BCS/DMSE	Replacement document or packet number	Replacement document or packet title
297-2721-010	DMSE	297-8231-550	Subscriber Carrier Module-100S Maintenance Manual
297-2721-155	DMSE	297-8321-815	Extended Peripheral Module Translations Reference Manual (DS1)
		297-1001-450 *	Provisioning Guide
		50004.11/03-96	Feature Planning Guide
297-2721-320	DMSE	297-8321-815	Extended Peripheral Module Translations Reference Manual (DS1)
		297-8321-814	Extended Peripheral Module Operational Measurements Reference Manual (DS1)
297-2721-350	DMSE	297-8321-815	Extended Peripheral Module Translations Reference Manual (DS1)
297-2721-520	DMSE	297-8231-550	Subscriber Carrier Module-100S Maintenance Manual
		297-8321-814	Extended Peripheral Module Operational Measurements Reference Manual (DS1)
		297-8321-840	Extended Peripheral Module Log Reports Reference Manual (DS1)
297-2721-521	DMSE	297-8231-550	Subscriber Carrier Module-100S Maintenance Manual
297-2721-522	DMSE	297-8231-550	Subscriber Carrier Module-100S Maintenance Manual
297-2721-523	DMSE	297-8231-550	Subscriber Carrier Module-100S Maintenance Manual
297-2721-525	DMSE	297-8231-550	Subscriber Carrier Module-100S Maintenance Manual
297-2731-010	DMSE	297-8241-550	Subscriber Carrier Module-100 Urban Maintenance Manual
<p>Note 1: An asterisk identifies documents that were cancelled or discontinued in a subsequent BCS, or during DMSE. Refer to the cancellation listing for the replacement document(s) to determine the requirements for your system.</p> <p>Note 2: Refer to Chapter 1 of this document for PCL layer numbers (YYYY) for replacement documents listed for DMSE cancellations.</p>			

2-70 Cancelled document cross-reference

Table 2-1 Document cancellation cross-reference (Sheet 48 of 86)

Cancelled document number	BCS/ DMSE	Replacement document or packet number	Replacement document or packet title
297-2731-155	DMSE	297-8321-815	Extended Peripheral Module Translations Reference Manual (DS1)
		297-1001-450 *	Provisioning Guide
		50004.11/03-96	Feature Planning Guide
297-2731-320	DMSE	297-8321-815	Extended Peripheral Module Translations Reference Manual (DS1)
		297-8321-814	Extended Peripheral Module Operational Measurements Reference Manual (DS1)
297-2731-350	DMSE	297-8321-815	Extended Peripheral Module Translations Reference Manual (DS1)
297-2731-520	DMSE	297-8241-550	Subscriber Carrier Module-100 Urban Maintenance Manual
		297-8321-814	Extended Peripheral Module Operational Measurements Reference Manual (DS1)
		297-8321-840	Extended Peripheral Module Log Reports Reference Manual (DS1)
297-2731-521	DMSE	297-8241-550	Subscriber Carrier Module-100 Urban Maintenance Manual
297-2731-522	DMSE	297-8241-550	Subscriber Carrier Module-100 Urban Maintenance Manual
297-2731-523	DMSE	297-8241-550	Subscriber Carrier Module-100 Urban Maintenance Manual
297-2731-525	DMSE	297-8241-550	Subscriber Carrier Module-100 Urban Maintenance Manual
297-2741-010	DMSE	297-8251-550	Subscriber Carrier Module-100 Access Maintenance Manual
297-2741-155	DMSE	297-8321-815	Extended Peripheral Module Translations Reference Manual (DS1)
<p>Note 1: An asterisk identifies documents that were cancelled or discontinued in a subsequent BCS, or during DMSE. Refer to the cancellation listing for the replacement document(s) to determine the requirements for your system.</p> <p>Note 2: Refer to Chapter 1 of this document for PCL layer numbers (YYYY) for replacement documents listed for DMSE cancellations.</p>			

Table 2-1 Document cancellation cross-reference (Sheet 49 of 86)

Cancelled document number	BCS/DMSE	Replacement document or packet number	Replacement document or packet title
		297-1001-450 *	Provisioning Guide
		50004.11/03-96	Feature Planning Guide
297-2741-320	DMSE	297-8321-815	Extended Peripheral Module Translations Reference Manual (DS1)
		297-8321-814	Extended Peripheral Module Operational Measurements Reference Manual (DS1)
297-2741-350	DMSE	297-8321-815	Extended Peripheral Module Translations Reference Manual (DS1)
297-2741-520	DMSE	297-8251-550	Subscriber Carrier Module-100 Access Maintenance Manual
		297-8321-814	Extended Peripheral Module Operational Measurements Reference Manual (DS1)
		297-8321-840	Extended Peripheral Module Log Reports Reference Manual (DS1)
297-2741-521	DMSE	297-8251-550	Subscriber Carrier Module-100 Access Maintenance Manual
297-2741-522	DMSE	297-8251-550	Subscriber Carrier Module-100 Access Maintenance Manual
297-2741-523	DMSE	297-8251-550	Subscriber Carrier Module-100 Access Maintenance Manual
297-2741-525	DMSE	297-8251-550	Subscriber Carrier Module-100 Access Maintenance Manual
297-2761-010	DMSE	297-8261-550	Remote Switching Center-SONET Model A Maintenance Manual
		297-8281-550	Remote Switching Center-SONET Model B Maintenance Manual
297-2761-155		297-8321-815	
		297-1001-450	Provisioning Guide
<p>Note 1: An asterisk identifies documents that were cancelled or discontinued in a subsequent BCS, or during DMSE. Refer to the cancellation listing for the replacement document(s) to determine the requirements for your system.</p> <p>Note 2: Refer to Chapter 1 of this document for PCL layer numbers (YYYY) for replacement documents listed for DMSE cancellations.</p>			

Table 2-1 Document cancellation cross-reference (Sheet 50 of 86)

Cancelled document number	BCS/DMSE	Replacement document or packet number	Replacement document or packet title
		50004.11/06-94	
297-2761-320		297-8321-814	Extended Peripheral Module Operational Measurements Reference Manual (DS1)
		297-8321-815	
297-2761-350	DMSE	297-8321-815	
297-2761-520	DMSE	297-8261-550	Remote Switching Center-SONET Model A Maintenance Manual (DS1)
		297-8281-550	Remote Switching Center-SONET Model B Maintenance Manual (DS1)
		297-8321-814	Extended Peripheral Module Operational Measurements Reference Manual (DS1)
		297-8321-840	Extended Peripheral Module Log Reports Reference Manual (DS1)
297-2761-521	DMSE	297-8261-550	Remote Switching Center-SONET Model A Maintenance Manual (DS1)
		297-8281-550	Remote Switching Center-SONET Model B Maintenance Manual (DS1)
297-2761-522	DMSE	297-8261-550	Remote Switching Center-SONET Model A Maintenance Manual (DS1)
		297-8281-550	Remote Switching Center-SONET Model B Maintenance Manual (DS1)
297-2761-523	DMSE	297-8261-550	Remote Switching Center-SONET Model A Maintenance Manual (DS1)
		297-8281-550	Remote Switching Center-SONET Model B Maintenance Manual (DS1)
297-2761-525	DMSE	297-8261-550	Remote Switching Center-SONET Model A Maintenance Manual (DS1)
<p>Note 1: An asterisk identifies documents that were cancelled or discontinued in a subsequent BCS, or during DMSE. Refer to the cancellation listing for the replacement document(s) to determine the requirements for your system.</p> <p>Note 2: Refer to Chapter 1 of this document for PCL layer numbers (YYYY) for replacement documents listed for DMSE cancellations.</p>			

Table 2-1 Document cancellation cross-reference (Sheet 51 of 86)

Cancelled document number	BCS/DMSE	Replacement document or packet number	Replacement document or packet title
		297-8281-550	Remote Switching Center-SONET Model B Maintenance Manual (DS1)
297-2771-010	DMSE	297-8301-550	Subscriber Carrier Module-100S Remote Maintenance Manual
297-2771-155	DMSE	297-8321-815	Extended Peripheral Module Translations Reference Manual (DS1)
		297-1001-450 *	Provisioning Guide
		50004.11/03-96	Feature Planning Guide
297-2771-320	DMSE	297-8321-815	Extended Peripheral Module Translations Reference Manual (DS1)
		297-8321-814	Extended Peripheral Module Operational Measurements Reference Manual (DS1)
297-2771-350	DMSE	297-8321-815	Extended Peripheral Module Translations Reference Manual (DS1)
297-2771-520	DMSE	297-8301-550	Subscriber Carrier Module-100S Remote Maintenance Manual
		297-8321-814	Extended Peripheral Module Operational Measurements Reference Manual (DS1)
		297-8321-840	Extended Peripheral Module Log Reports Reference Manual (DS1)
297-2771-521	DMSE	297-8301-550	Subscriber Carrier Module-100S Remote Maintenance Manual
297-2771-522	DMSE	297-8301-550	Subscriber Carrier Module-100S Remote Maintenance Manual
297-2771-523	DMSE	297-8301-550	Subscriber Carrier Module-100S Remote Maintenance Manual
297-2771-525	DMSE	297-8301-550	Subscriber Carrier Module-100S Remote Maintenance Manual
<p>Note 1: An asterisk identifies documents that were cancelled or discontinued in a subsequent BCS, or during DMSE. Refer to the cancellation listing for the replacement document(s) to determine the requirements for your system.</p> <p>Note 2: Refer to Chapter 1 of this document for PCL layer numbers (YYYY) for replacement documents listed for DMSE cancellations.</p>			

Table 2-1 Document cancellation cross-reference (Sheet 52 of 86)

Cancelled document number	BCS/DMSE	Replacement document or packet number	Replacement document or packet title
297-2781-010	DMSE	297-8321-815	Extended Peripheral Module Translations Reference Manual (DS1)
		297-1001-450 *	Provisioning Guide
		297-8991-001	Product Documentation Directory
297-2781-100	DMSE	297-8321-815	Extended Peripheral Module Translations Reference Manual (DS1)
		297-1001-450 *	Provisioning Guide
		50004.11/06-94	Feature Planning Guide
297-2781-300	DMSE	297-8321-815	Extended Peripheral Module Translations Reference Manual (DS1)
		297-8321-814	Extended Peripheral Module Operational Measurements Reference Manual (DS1)
297-2781-350	DMSE	297-8321-815	Extended Peripheral Module Translations Reference Manual (DS1)
297-2831-001	BCS36	411-2831-001	GSM DMS-HLR Master Index of Publications
297-4101-100	BCS33	297-1421-350 *	Subscriber Services Translations Guide
		297-1421-501 *	Subscriber Services Alarm and Performance Monitoring Procedures
		297-1421-502 *	Subscriber Services Trouble Locating and Clearing Procedures
		297-1421-503	Subscriber Services Maintenance Guide
297-4101-101	BCS33	297-1421-350 *	Subscriber Services Translations Guide
		297-1421-501 *	Subscriber Services Alarm and Performance Monitoring Procedures
		297-1421-502 *	Subscriber Services Trouble Locating and Clearing Procedures
<p>Note 1: An asterisk identifies documents that were cancelled or discontinued in a subsequent BCS, or during DMSE. Refer to the cancellation listing for the replacement document(s) to determine the requirements for your system.</p> <p>Note 2 : Refer to Chapter 1 of this document for PCL layer numbers (YYYY) for replacement documents listed for DMSE cancellations.</p>			

Table 2-1 Document cancellation cross-reference (Sheet 53 of 86)

Cancelled document number	BCS/DMSE	Replacement document or packet number	Replacement document or packet title
		297-1421-503	Subscriber Services Maintenance Guide
297-4101-102	BCS33	297-2041-901 *	Automatic Call Distribution End-User Load Management Guide
297-4101-103	BCS33	297-1421-350 *	Subscriber Services Translations Guide
		297-1421-501*	Subscriber Services Alarm and Performance Monitoring Procedures
		297-1421-502 *	Subscriber Services Trouble Locating and Clearing Procedures
		297-1421-503	Subscriber Services Maintenance Guide
297-4101-104	BCS33	No replacement	
297-4101-105	BCS33	No replacement	
297-4101-151	BCS33	No replacement	
297-4101-200	BCS33	No replacement	
297-4101-300	BCS33	297-1421-350 *	Subscriber Services Translations Guide
		297-1421-501 *	Subscriber Services Alarm and Performance Monitoring Procedures
		297-1421-502 *	Subscriber Services Trouble Locating and Clearing Procedures
		297-1421-503	Subscriber Services Maintenance Guide
297-4101-310	BCS33	297-1421-350 *	Subscriber Services Translations Guide
		297-1421-501 *	Subscriber Services Alarm and Performance Monitoring Procedures
		297-1421-502 *	Subscriber Services Trouble Locating and Clearing Procedures
		297-1421-503	Subscriber Services Maintenance Guide
297-4101-311	BCS33	No replacement	
<p>Note 1: An asterisk identifies documents that were cancelled or discontinued in a subsequent BCS, or during DMSE. Refer to the cancellation listing for the replacement document(s) to determine the requirements for your system.</p> <p>Note 2: Refer to Chapter 1 of this document for PCL layer numbers (YYYY) for replacement documents listed for DMSE cancellations.</p>			

Table 2-1 Document cancellation cross-reference (Sheet 54 of 86)

Cancelled document number	BCS/DMSE	Replacement document or packet number	Replacement document or packet title
297-4101-500	BCS33	No replacement	
297-5001-010	DMSE	297-YYYY-350	Translations Guide
		297-1001-450 *	Provisioning Guide
		297-8991-001	Product Documentation Directory
297-5001-100	BCS30	297-5001-010 *	SuperNode Product Guide
297-5001-301	DMSE	297-YYYY-350	Translations Guide
		297-YYYY-814	Operational Measurements Reference Guide
297-5001-501	BCS33	297-5001-543 *	SuperNode Alarm and Performance Monitoring Procedures
		297-5001-547 *	SuperNode Card Replacement Procedures
297-5001-502	BCS32	297-5001-543 *	SuperNode Alarm and Performance Monitoring Procedures
		297-5001-547 *	SuperNode Card Replacement Procedures
297-5001-503	BCS32	297-5001-543 *	SuperNode Alarm and Performance Monitoring Procedures
		297-5001-547 *	SuperNode Card Replacement Procedures
297-5001-504	BCS35	297-5001-543 *	SuperNode Alarm and Performance Monitoring Procedures
		297-5001-544 *	SuperNode Trouble Locating and Clearing Procedures
297-5001-505	BCS34	297-1001-581 *	Lines, Trunks, and Peripherals ENET and Net Alarm and Performance Monitoring Procedures
		297-1001-588 *	Lines, Trunks, and Peripherals Routine Maintenance Procedures
<p>Note 1: An asterisk identifies documents that were cancelled or discontinued in a subsequent BCS, or during DMSE. Refer to the cancellation listing for the replacement document(s) to determine the requirements for your system.</p> <p>Note 2: Refer to Chapter 1 of this document for PCL layer numbers (YYYY) for replacement documents listed for DMSE cancellations.</p>			

Table 2-1 Document cancellation cross-reference (Sheet 55 of 86)

Cancelled document number	BCS/DMSE	Replacement document or packet number	Replacement document or packet title
		297-1001-589 *	Lines, Trunks, and Peripherals Card Replacement Procedures
297-5001-507	BCS34	297-1001-450 *	Provisioning Manual
		297-5001-543 *	SuperNode Alarm and Performance Monitoring Procedures
297-5001-508	BCS33	297-5001-546 *	SuperNode Routine Maintenance Procedures
297-5001-521	BCS35	297-1001-820 *	Non-menu Commands Reference Manual
		297-5001-548	Menu Commands Reference Manual
297-5001-522	BCS35	297-1001-820 *	Non-menu Commands Reference Manual
		297-1001-821 *	Menu Commands Reference Manual
		297-5001-549	SuperNode and SuperNode SE Message Switch Maintenance Guide
297-5001-523	BCS35	297-1001-590	Input/Output Device Maintenance Guide
		297-1001-820 *	Non-menu Commands Reference Manual
		297-1001-821 *	Menu Commands Reference Manual
297-5001-524	BCS35	297-1001-591	Networks Maintenance Guide
		297-1001-820 *	Non-menu Commands Reference Manual
		297-1001-821 *	Menu Commands Reference Manual
297-5001-540		No replacement	
297-5001-543	DMSE	297-YYYY-543	Alarm and Performance Monitoring Procedures
297-5001-544	DMSE	297-YYYY-544	Trouble Locating and Clearing Procedures
297-5001-545	DMSE	297-YYYY-545	Recovery Procedures
297-5001-546	DMSE	297-YYYY-546	Routine Maintenance Procedures
<p>Note 1: An asterisk identifies documents that were cancelled or discontinued in a subsequent BCS, or during DMSE. Refer to the cancellation listing for the replacement document(s) to determine the requirements for your system.</p> <p>Note 2: Refer to Chapter 1 of this document for PCL layer numbers (YYYY) for replacement documents listed for DMSE cancellations.</p>			

Table 2-1 Document cancellation cross-reference (Sheet 56 of 86)

Cancelled document number	BCS/DMSE	Replacement document or packet number	Replacement document or packet title
297-5001-547	DMSE	297-YYYY-547	Card Replacement Procedures
297-5053-900		No replacement	
297-5061-904			
297-5061-912			
297-5061-913			
297-5101-020	BCS35	297-8121-020	SuperNode Signaling Transfer Point Service Guide
297-5101-100	BCS29	297-5101-101 *	SuperNode Signaling Transfer Point Planning and Engineering Guide
		297-5101-104	SuperNode Signaling Transfer Point DMS Signaling Transfer Point SEAS Interface Reference Manual
		297-5101-301 *	SuperNode Signaling Transfer Point Administration Guide
		297-5101-501 *	SuperNode Signaling Transfer Point Maintenance Guide
297-5101-101	DMSE	297-8101-350	Signaling Transfer Point Base Translations Guide
		297-1001-450 *	Provisioning Guide
		50004.11/03-96	Feature Planning Guide
297-5101-102	BCS32	297-5101-101 *	SuperNode Signaling Transfer Point Planning and Engineering Guide
		297-5101-104 *	SuperNode Signaling Transfer Point DMS Signaling Transfer Point SEAS Interface Reference Manual
		297-5101-301 *	SuperNode Signaling Transfer Point Administration Guide
<p>Note 1: An asterisk identifies documents that were cancelled or discontinued in a subsequent BCS, or during DMSE. Refer to the cancellation listing for the replacement document(s) to determine the requirements for your system.</p> <p>Note 2: Refer to Chapter 1 of this document for PCL layer numbers (YYYY) for replacement documents listed for DMSE cancellations.</p>			

Table 2-1 Document cancellation cross-reference (Sheet 57 of 86)

Cancelled document number	BCS/DMSE	Replacement document or packet number	Replacement document or packet title
		297-5101-501 *	SuperNode Signaling Transfer Point Maintenance Guide
297-5101-104	BCS35	297-8121-020	Signaling Transfer Point Service Guide
297-5101-301	DMSE	297-8101-350	Signaling Transfer Point Base Translations Guide
		297-8101-814	Signaling Transfer Point Base Operational Measurements
297-5101-451	DMSE	297-81x1-350	Translations Guide
297-5101-501	BCS34	297-5101-543 *	SuperNode Signaling Transfer Point Alarm and Performance Monitoring Procedures
		297-5101-544 *	SuperNode Signaling Transfer Point Trouble Locating and Clearing Procedures
		297-5101-545 *	SuperNode Signaling Transfer Point Recovery Procedures
		297-5101-546 *	SuperNode Signaling Transfer Point Routine Maintenance Procedures
		297-5101-547 *	SuperNode Signaling Transfer Point Card Replacement Procedures
297-5101-520	BCS31	297-5121-501 *	SuperNode Service Switching Point/Signaling Point Maintenance Guide
297-5101-541	DMSE	297-8101-541	SuperNode Signaling Transfer Point Maintenance Manual
297-5101-543	DMSE	297-8101-543	Signaling Transfer Point Base Alarm Clearing and Performance Monitoring Procedures
297-5101-544	DMSE	297-8101-544	Signaling Transfer Point Base Trouble Locating and Clearing Procedures
297-5101-545	DMSE	297-8101-545	Signaling Transfer Point Base Recovery Procedures
<p>Note 1: An asterisk identifies documents that were cancelled or discontinued in a subsequent BCS, or during DMSE. Refer to the cancellation listing for the replacement document(s) to determine the requirements for your system.</p> <p>Note 2: Refer to Chapter 1 of this document for PCL layer numbers (YYYY) for replacement documents listed for DMSE cancellations.</p>			

Table 2-1 Document cancellation cross-reference (Sheet 58 of 86)

Cancelled document number	BCS/DMSE	Replacement document or packet number	Replacement document or packet title
297-5101-546	DMSE	297-8101-546	Signaling Transfer Point Base Routine Maintenance Procedures
297-5101-547	DMSE	297-8101-547	Signaling Transfer Point Base Card Replacement Procedures
297-5111-010	DMSE	297-YYYY-350	Translations Guide
		297-1001-450 *	Provisioning Guide
		297-8991-001	Product Documentation Directory
297-5111-101	DMSE	297-YYYY-350	Translations Guide
		297-1001-450 *	Provisioning Guide
		50004.11/03-96	Feature Planning Guide
297-5111-301	DMSE	297-YYYY-350	Translations Guide
		297-YYYY-814	Operational Measurements Reference Manual
297-5121-101	DMSE	297-YYYY-350	Translations Guide
		297-1001-450 *	Provisioning Guide
		50004.11/06.94	Feature Planning Guide
297-5121-301	DMSE	297-YYYY-350	Translations Guide
		297-YYYY-814	Operational Measurements Reference Manual
297-5121-501	BCS34	297-5121-543 *	SuperNode Signaling Point/Service Switching Point Alarm and Performance Monitoring Procedures
		297-5121-544 *	SuperNode Signaling Point/Service Switching Point Trouble Locating and Clearing Procedures
		297-5121-545 *	SuperNode Signaling Point/Service Switching Point Recovery Procedures
<p>Note 1: An asterisk identifies documents that were cancelled or discontinued in a subsequent BCS, or during DMSE. Refer to the cancellation listing for the replacement document(s) to determine the requirements for your system.</p> <p>Note 2: Refer to Chapter 1 of this document for PCL layer numbers (YYYY) for replacement documents listed for DMSE cancellations.</p>			

Table 2-1 Document cancellation cross-reference (Sheet 59 of 86)

Cancelled document number	BCS/DMSE	Replacement document or packet number	Replacement document or packet title
		297-5121-546 *	SuperNode Signaling Point/Service Switching Point Routine Maintenance Procedures
		297-5121-547 *	SuperNode Signaling Point/Service Switching Point Card Replacement Procedures
297-5121-541	DMSE	297-YYYY-546	Routine Maintenance Procedures
297-5121-543	DMSE	297-YYYY-543	Alarm and Performance Monitoring Procedures
297-5121-544	DMSE	297-YYYY-544	Trouble Locating and Clearing Procedures
297-5121-545	DMSE	297-YYYY-545	Recovery Procedures
297-5121-546	DMSE	297-YYYY-546	Routine Maintenance Procedures
297-5121-547	DMSE	297-YYYY-547	Card Replacement Procedures
297-5131-101	DMSE	297-YYYY-350	Translations Guide
		297-1001-450 *	Provisioning Guide
		50004.11/03-96	Feature Planning Guide
297-5131-301	DMSE	297-YYYY-350	Translations Guide
		297-YYYY-814	Operational Measurements Reference Manual
297-5131-541	DMSE	297-YYYY-548	SuperNode and SuperNode SE Computing Module Maintenance Guide
297-5131-543	DMSE	297-YYYY-543	Alarm and Performance Monitoring Procedures
297-5131-544	DMSE	297-YYYY-544	Trouble Locating and Clearing Procedures
297-5131-545	DMSE	297-YYYY-545	Recovery Procedures
297-5131-546	DMSE	297-YYYY-546	Routine Maintenance Procedures
<p>Note 1: An asterisk identifies documents that were cancelled or discontinued in a subsequent BCS, or during DMSE. Refer to the cancellation listing for the replacement document(s) to determine the requirements for your system.</p> <p>Note 2: Refer to Chapter 1 of this document for PCL layer numbers (YYYY) for replacement documents listed for DMSE cancellations.</p>			

Table 2-1 Document cancellation cross-reference (Sheet 60 of 86)

Cancelled document number	BCS/DMSE	Replacement document or packet number	Replacement document or packet title
297-5131-547	DMSE	297-YYYY-547	Card Replacement Procedures
297-5141-101	DMSE	297-YYYY-350	Translations Guide
		297-1001-450 *	Provisioning Guide
		50004.11/03-96	Feature Planning Guide
297-5141-301	DMSE	297-YYYY-350	Translations Guide
		297-YYYY-814	Operational Measurements Reference Manual
297-5141-543	DMSE	297-YYYY-543	Alarm and Performance Monitoring Procedures
297-5141-544	DMSE	297-YYYY-544	Trouble Locating and Clearing Procedures
297-5141-545	DMSE	297-YYYY-545	Recovery Procedures
297-5141-546	DMSE	297-YYYY-546	Routine Maintenance Procedures
297-5141-547	DMSE	297-YYYY-547	Card Replacement Procedures
297-5151-010	DMSE	297-YYYY-350	Translations Guide
		297-1001-450 *	Provisioning Guide
		297-8991-001	Product Documentation Directory
297-5151-020	DMSE	297-5151-021	E800 SSP Toll-Free Numbers Service Guide
297-5151-350	DMSE	297-YYYY-350	Translations Guide
297-5151-352		No replacement	
297-5161-010		297-5161-012*	Advanced Intelligent Network Release 0.1 Planning and Engineering Guide
297-5161-011		No replacement	
297-5161-012	NA008	297-5161-021	Advanced Intelligent Network Essentials Service Implementation Guide
<p>Note 1: An asterisk identifies documents that were cancelled or discontinued in a subsequent BCS, or during DMSE. Refer to the cancellation listing for the replacement document(s) to determine the requirements for your system.</p> <p>Note 2 : Refer to Chapter 1 of this document for PCL layer numbers (YYYY) for replacement documents listed for DMSE cancellations.</p>			

Table 2-1 Document cancellation cross-reference (Sheet 61 of 86)

Cancelled document number	BCS/DMSE	Replacement document or packet number	Replacement document or packet title
297-5161-100		No replacement	
297-5161-105	NA008	297-5161-021	Advanced Intelligent Network Essentials Service Implementation Guide
297-5161-106	NA008	297-5161-021	Advanced Intelligent Network Essentials Service Implementation Guide
297-5161-107	NA008	297-5161-021	Advanced Intelligent Network Essentials Service Implementation Guide
297-5161-108	NA008	297-5161-022	
297-5161-300		No replacement	
297-5161-350		No replacement	
297-5161-351		297-8003-350	Translations Guide
297-5161-352	NA008	297-5161-021	Advanced Intelligent Network Essentials Service Implementation Guide
297-5161-353	NA008	297-5161-021	Advanced Intelligent Network Essentials Service Implementation Guide
297-5161-500	DMSE	297-5161-510	Advanced Intelligent Network Release 0.1 Complete Maintenance Guide
297-5161-501		No replacement	
297-5161-825	NA008	297-1001-825	Glossary of Terms and Abbreviations Reference Manual
297-5201-010		No replacement	
297-5201-301	DMSE	No replacement	
297-5201-350	DMSE	297-YYYY-350	Translations Guide
297-5201-543	DMSE	297-YYYY-543	Alarm and Performance Monitoring Procedures
297-5301-010	DMSE	297-YYYY-350	Translations Guide
<p>Note 1: An asterisk identifies documents that were cancelled or discontinued in a subsequent BCS, or during DMSE. Refer to the cancellation listing for the replacement document(s) to determine the requirements for your system.</p> <p>Note 2: Refer to Chapter 1 of this document for PCL layer numbers (YYYY) for replacement documents listed for DMSE cancellations.</p>			

Table 2-1 Document cancellation cross-reference (Sheet 62 of 86)

Cancelled document number	BCS/DMSE	Replacement document or packet number	Replacement document or packet title
		297-1001-450 *	Provisioning Guide
		297-8991-001	Product Documentation Directory
297-5301-505	DMSE	297-YYYY-547	Card Replacement Procedures
297-5301-524	DMSE	297-1001-591	Networks Maintenance Guide
		297-1001-821 *	Menu Commands Reference Manual
297-5301-543	DMSE	297-YYYY-543	Alarm and Performance Monitoring Procedures
297-5301-544	DMSE	297-YYYY-544	Trouble Locating and Clearing Procedures
297-5301-545	DMSE	297-YYYY-545	Recovery Procedures
297-5301-546	DMSE	297-YYYY-546	Routine Maintenance Procedures
297-5301-547	DMSE	297-YYYY-547	Card Replacement Procedures
297-5321-101	DMSE	297-YYYY-350	Translations Guide
		297-1001-450 *	Provisioning Guide
		50004.11/03-96	Feature Planning Guide
297-5321-301	DMSE	297-YYYY-350	Translations Guide
		297-YYYY-814	Operational Measurements Reference Manual
297-5321-543	DMSE	297-YYYY-543	Alarm and Performance Monitoring Procedures
297-5321-544	DMSE	297-YYYY-544	Trouble Locating and Clearing Procedures
297-5321-545	DMSE	297-YYYY-545	Recovery Procedures
297-5321-546	DMSE	297-YYYY-546	Routine Maintenance Procedures
297-5321-547	DMSE	297-YYYY-547	Card Replacement Procedures
297-5601-543		No replacement	
<p>Note 1: An asterisk identifies documents that were cancelled or discontinued in a subsequent BCS, or during DMSE. Refer to the cancellation listing for the replacement document(s) to determine the requirements for your system.</p> <p>Note 2: Refer to Chapter 1 of this document for PCL layer numbers (YYYY) for replacement documents listed for DMSE cancellations.</p>			

Table 2-1 Document cancellation cross-reference (Sheet 63 of 86)

Cancelled document number	BCS/DMSE	Replacement document or packet number	Replacement document or packet title
297-5601-544		No replacement	
297-5601-545		No replacement	
297-5601-546		No replacement	
297-5601-547		No replacement	
297-7001-010	DMSE	297-YYYY-350	Translations Guide
		297-1001-450 *	Provisioning Guide
		297-8991-001	Product Documentation Directory
297-7001-100	DMSE	297-YYYY-350	Translations Guide
		297-1001-450 *	Provisioning Guide
		50004.11/03-96	Feature Planning Guide
297-7001-300	DMSE	555-YYYY-302	DMS/Meridian Meridian Mail Message Services Module System Administration Guide
297-7001-301		No replacement	
297-7001-302	DMSE	555-YYYY-301	DMS/Meridian Meridian Mail Message Services Customer Administration Guide for Multi-Customer Systems
297-7001-305	DMSE	555-YYYY-305	DMS/Meridian Meridian Mail Services Module System Administration Tools
297-7001-306	DMSE	555-YYYY-325	DMS/Meridian Meridian Mail Voice Services Application Guide
297-7001-307	DMSE	555-YYYY-325	DMS/Meridian Meridian Mail Voice Services Application Guide
297-7001-308	DMSE	555-YYYY-320	DMS/Meridian Meridian Mail Outcalling Application Guide
297-7001-310	DMSE	555-YYYY-310	DMS/Meridian Meridian Mail Services Module Translations Guide
<p>Note 1: An asterisk identifies documents that were cancelled or discontinued in a subsequent BCS, or during DMSE. Refer to the cancellation listing for the replacement document(s) to determine the requirements for your system.</p> <p>Note 2: Refer to Chapter 1 of this document for PCL layer numbers (YYYY) for replacement documents listed for DMSE cancellations.</p>			

Table 2-1 Document cancellation cross-reference (Sheet 64 of 86)

Cancelled document number	BCS/DMSE	Replacement document or packet number	Replacement document or packet title
297-7001-501	DMSE	No replacement	
297-7001-502	DMSE	555-YYYY-502	DMS/Meridian Meridian Mail Message Services Module Card Replacement Procedures
297-7001-503	DMSE	555-YYYY-503	DMS/Meridian Meridian Mail Message Services Module Trouble Locating and Alarm Clearing Procedures
297-7001-504	DMSE	555-YYYY-510	DMS/Meridian Meridian Mail Maintenance System Messages (SEERs)
297-7001-510	DMSE	555-YYYY-215	DMS/Meridian Meridian Mail System Installation and Modification Guide
297-8011-001		297-8991-001	DMS-10 and DMS-100 Product Documentation Directory
297-8051-598		297-8051-599	Advanced Business Services Peripheral Module Software Release Document
297-8101-501		297-8991-545	Common Channel Signaling 7 Maintenance Manual
297-8201-550	NA005	297-8351-550	RLCM Maintenance Manual
297-8211-856		No replacement	
		297-8361-550	OPM Maintenance Manual
297-8401-350	TOP03	297-8411-350	Traffic Operator Position System Translations Guide
		297-8421-350	Traffic Operator Position System Translations Guide
297-8401-543	TOP03	297-8411-543	Traffic Operator Position System Alarm and Performance Monitoring Procedures
		297-8421-543	Traffic Operator Position System Alarm and Performance Monitoring Procedures
<p>Note 1: An asterisk identifies documents that were cancelled or discontinued in a subsequent BCS, or during DMSE. Refer to the cancellation listing for the replacement document(s) to determine the requirements for your system.</p> <p>Note 2: Refer to Chapter 1 of this document for PCL layer numbers (YYYY) for replacement documents listed for DMSE cancellations.</p>			

Table 2-1 Document cancellation cross-reference (Sheet 65 of 86)

Cancelled document number	BCS/DMSE	Replacement document or packet number	Replacement document or packet title
297-8401-544	TOP03	297-8411-544	Traffic Operator Position System Trouble Locating and Clearing Procedures
		297-8421-544	Traffic Operator Position System Trouble Locating and Clearing Procedures
297-8401-545	TOP03	297-8411-545	Traffic Operator Position System Recovery Procedures
		297-8421-545	Traffic Operator Position System Recovery Procedures
297-8401-546	TOP03	297-8411-546	Traffic Operator Position System Routine Maintenance Procedures
		297-8421-546	Traffic Operator Position System Routine Maintenance Procedures
297-8401-547	TOP03	297-8411-547	Traffic Operator Position System Card Replacement Procedures
		297-8421-547	Traffic Operator Position System Card Replacement Procedures
297-8401-814	TOP03	297-8411-814	Traffic Operator Position System Operational Measurements Reference Manual
		297-8421-814	Traffic Operator Position System Operational Measurements Reference Manual
297-8401-830B	TOP03	297-8411-830B	Traffic Operator Position System Automatic Message Accounting Bulletin (USTOPS)
		297-8421-830B	Traffic Operator Position System Automatic Message Accounting Bulletin (CDNTOPS)
297-8401-840	TOP03	297-8411-840	Traffic Operator Position System Log Report Reference Manual
<p>Note 1: An asterisk identifies documents that were cancelled or discontinued in a subsequent BCS, or during DMSE. Refer to the cancellation listing for the replacement document(s) to determine the requirements for your system.</p> <p>Note 2: Refer to Chapter 1 of this document for PCL layer numbers (YYYY) for replacement documents listed for DMSE cancellations.</p>			

Table 2-1 Document cancellation cross-reference (Sheet 66 of 86)

Cancelled document number	BCS/DMSE	Replacement document or packet number	Replacement document or packet title
		297-8421-840	Traffic Operator Position System Log Report Reference Manual
297-8401-855	TOP03	297-8411-855	Traffic Operator Position System Office Parameters Reference Manual
		297-8421-855	Traffic Operator Position System Office Parameters Reference Manual
297-8421-xxx		297-8021-xxx	
297-8441-599		No replacement	
297-8511-100	SPC04	No replacement	
297-8991-020			
297-8991-021			
297-9001-200		No replacement	
297-9001-833		No replacement	
297-9101-833		No replacement	
297-9101-834		No replacement	
450-1011-019			
450-1011-151			
450-1011-152			
450-1011-200			
450-1011-505			
450-1011-511			
450-1021-001			
450-1021-002			
450-1021-003			
<p>Note 1: An asterisk identifies documents that were cancelled or discontinued in a subsequent BCS, or during DMSE. Refer to the cancellation listing for the replacement document(s) to determine the requirements for your system.</p> <p>Note 2: Refer to Chapter 1 of this document for PCL layer numbers (YYYY) for replacement documents listed for DMSE cancellations.</p>			

Table 2-1 Document cancellation cross-reference (Sheet 67 of 86)

Cancelled document number	BCS/DMSE	Replacement document or packet number	Replacement document or packet title
450-1021-101			
450-1021-101A			
450-1021-102			
450-1021-102A			
450-1021-131			
450-1021-141			
450-1021-142			
450-1021-151			
450-1021-152			
450-1021-181			
450-1021-311			
450-1021-311A			
450-1021-312			
450-1021-312A			
450-1021-331			
450-1021-351			
450-1021-353			
450-1021-454			
450-1021-511			
450-1021-511A			
450-1071-500	DMSE	No replacement	
450-1071-503	DMSE	No replacement	
450-1071-504	DMSE	No replacement	
<p>Note 1: An asterisk identifies documents that were cancelled or discontinued in a subsequent BCS, or during DMSE. Refer to the cancellation listing for the replacement document(s) to determine the requirements for your system.</p> <p>Note 2: Refer to Chapter 1 of this document for PCL layer numbers (YYYY) for replacement documents listed for DMSE cancellations.</p>			

Table 2-1 Document cancellation cross-reference (Sheet 68 of 86)

Cancelled document number	BCS/DMSE	Replacement document or packet number	Replacement document or packet title
450-1071-505	DMSE	No replacement	
450-1301-101	BCS35	450-1301-100	TOPS Voice Service Node Automated Alternate Billing Service--Features Description
456-2001-001		No replacement	
456-2001-100		No replacement	
456-2001-120		No replacement	
456-2001-220		No replacement	
456-2001-311		No replacement	
456-2001-454		No replacement	
456-2001-511		No replacement	
50003.15-94	DMSE	297-8991-001	Product Documentation Directory
555-2001-120		No replacement	
555-2001-220		No replacement	
555-2001-320		No replacement	
555-4011-001	BCS33	555-4021-001	Meridian 1 Options 201, 211 Defense Switched Network Master Index of Publications
555-4011-100	BCS33	555-4021-100	Meridian 1 Options 201, 211 Defense Switched Network General Description
555-4011-105	BCS33	555-4021-801	Meridian 1 Options 201, 211 Defense Switched Network Feature Description Manual
555-4011-119	BCS33	555-4021-119	Meridian 1 Options 201, 211 Defense Switched Network Military Call Detail Record Reference Manual
<p>Note 1: An asterisk identifies documents that were cancelled or discontinued in a subsequent BCS, or during DMSE. Refer to the cancellation listing for the replacement document(s) to determine the requirements for your system.</p> <p>Note 2: Refer to Chapter 1 of this document for PCL layer numbers (YYYY) for replacement documents listed for DMSE cancellations.</p>			

Table 2-1 Document cancellation cross-reference (Sheet 69 of 86)

Cancelled document number	BCS/DMSE	Replacement document or packet number	Replacement document or packet title
555-4011-137	BCS33	555-4021-137	Meridian 1 Options 201, 211 Defense Switched Network Common Channel Signaling #7 General Description
555-4011-453	BCS33	555-4021-453	Meridian 1 Options 201, 211 Defense Switched Network Network Management Reference Manual
555-6011-001	DMSE	No Replacement	
555-6011-304	DMSE	No Replacement	
662-7001-001	BCS35	662-7001-100	Digital Test Head General Description
		662-7001-200	Digital Test Head Installation and Maintenance
		662-7001-300	Digital Test Head Operations
662-7001-101	BCS35	662-7001-100	Digital Test Head General Description
		662-7001-200	Digital Test Head Installation and Maintenance
		662-7001-300	Digital Test Head Operations
662-7001-201	BCS35	662-7001-100	Digital Test Head General Description
		662-7001-200	Digital Test Head Installation and Maintenance
		662-7001-300	Digital Test Head Operations
662-7001-301	BCS35	662-7001-100	Digital Test Head General Description
		662-7001-200	Digital Test Head Installation and Maintenance
		662-7001-300	Digital Test Head Operations
ADM-1001-001	BCS32	297-1001-304	Capacity Administration Guide
CL-NA/PP		No replacement	
<p>Note 1: An asterisk identifies documents that were cancelled or discontinued in a subsequent BCS, or during DMSE. Refer to the cancellation listing for the replacement document(s) to determine the requirements for your system.</p> <p>Note 2: Refer to Chapter 1 of this document for PCL layer numbers (YYYY) for replacement documents listed for DMSE cancellations.</p>			

Table 2-1 Document cancellation cross-reference (Sheet 70 of 86)

Cancelled document number	BCS/DMSE	Replacement document or packet number	Replacement document or packet title
EM	DMSE	PLN-8991-103	Computing Module Loads Engineering Manual
ENG-1001-001	BCS33	297-1001-170	Capacity Engineering Manual
GC28-8167	BCS34	IBMPKT	IBM Personal System/2 Packet
GFDALL	BCS35	100PKT1	DMS-100 Family Common NTP Packet
GFDPKT1	BCS31	100PKT29	Equal Access Packet
GFDPKT2	BCS29	100PKT10	Traffic Operator Position System 04 NTP Packet
		100PKT21	Traffic Operator Position System Multi-purpose NTP Packet
GFDPKT3	BCS35	100PKT52	Automatic Message Accounting NTP Packet
GFDPKT4	BCS35		Remotes (See packets offered for various remotes)
GFDPKT5	BCS32	100PKT44	Engineering and Administrative Data Acquisition System NTP Packet
GFDPKT6	BCS35	297-1001-321 *	Traffic Separation Administration Guide
GFDPKT7	BCS35	100PKT11	Datapath NTP Packet
GFDPKT8	BCS35	297-1001-351 *	EADAS Interface Translations Guide
GFDPKT9	BCS35	100PKT31	Common Channel Signaling 7 NTP Packet
GFDPKT10	BCS35	297-2221-100 *	Large Business Remote System Descriptions
		297-2221-500 *	Large Business Remote Operations, Administration, and Maintenance Guide
GFXA81AA	BCS35	297-2001-351 *	Meridian Digital Centrex Translations Guide
GFX001AA	BCS35	100PKT1	Common NTP Packet
<p>Note 1: An asterisk identifies documents that were cancelled or discontinued in a subsequent BCS, or during DMSE. Refer to the cancellation listing for the replacement document(s) to determine the requirements for your system.</p> <p>Note 2: Refer to Chapter 1 of this document for PCL layer numbers (YYYY) for replacement documents listed for DMSE cancellations.</p>			

Table 2-1 Document cancellation cross-reference (Sheet 71 of 86)

Cancelled document number	BCS/DMSE	Replacement document or packet number	Replacement document or packet title
GFX006AA	BCS35	297-2101-808 *	SERVORD Service Order and Query System Reference Manual
GFX019AA	BCS35	297-2101-808 *	SERVORD Service Order and Query System Reference Manual
		100PKT29	Equal Access NTP Packet
GFX020AA	BCS35	297-2101-808 *	SERVORD Service Order and Query System Reference Manual
GFX052AA	BCS35	100PKT33	Remote Office Test Line NTP Packet
GFX053AA	BCS35	100MTC1	Base Maintenance Packet
		100MTCII	Advanced Maintenance Packet Maintenance and Operations Manual
		MOM	Maintenance and Operations Manual
GFX065AA	BCS35	297-1001-471	Service Analyst
GFX074AA	BCS35	297-1001-013 *	Device Independent Recording Package Product Guide
		297-1001-175 *	Device Independent Recording Package Planning and Engineering Guide
		297-1001-345	Device Independent Recording Package Administration
		297-1001-356	Device Independent Recording Package Translations Guide
		100MTC1	Maintenance Packet
		100MTCII	Advanced Maintenance Packet
		MOM	Maintenance and Operations Manual
GFX165AA	BCS35	297-2001-351 *	Meridian Digital Centrex Translations Guide
<p>Note 1: An asterisk identifies documents that were cancelled or discontinued in a subsequent BCS, or during DMSE. Refer to the cancellation listing for the replacement document(s) to determine the requirements for your system.</p> <p>Note 2: Refer to Chapter 1 of this document for PCL layer numbers (YYYY) for replacement documents listed for DMSE cancellations.</p>			

Table 2-1 Document cancellation cross-reference (Sheet 72 of 86)

Cancelled document number	BCS/DMSE	Replacement document or packet number	Replacement document or packet title
		100PKT52	Automatic Message Accounting NTP Packet
GFX174AA	BCS35	297-1001-362 *	Core Translations Guide
GFX195AA	BCS35	100MTC1	Base Maintenance Packet
		100MTCII	Advanced Maintenance Packet
		MOM	Maintenance and Operations Manual
GFX210AA	BCS35	100MTC1	Base Maintenance Packet
		100MTCII	Advanced Maintenance Packet
		MOM	Maintenance and Operations Manual
GFX215AA	BCS35	100MTC1	Base Maintenance Packet
		100MTCII	Advanced Maintenance Packet
		MOM	Maintenance and Operations Manual
GFX219AA	BCS35	100PKT55	Subscriber Services
GFX244AA	BCS35	297-1001-451 *	Translations Guide
GFX27AA	BCS35	100MTC1	Base Maintenance Packet
		100MTCII	Advanced Maintenance Packet
		MOM	Maintenance and Operations Manual
GFX735AA	BCS35	297-2101-808 *	SERVORD Service Order and Query System Reference Manual
		100PKT52	Automatic Message Accounting
GFX806AA	BCS35	297-2101-808 *	SERVORD Service Order and Query System Reference Manual
GFX821AA	BCS35	100PKT10	Traffic Operator Position System 04 NTP Packet
GFX901AA	BCS35	100PKT1	Common NTP Packet
<p>Note 1: An asterisk identifies documents that were cancelled or discontinued in a subsequent BCS, or during DMSE. Refer to the cancellation listing for the replacement document(s) to determine the requirements for your system.</p> <p>Note 2: Refer to Chapter 1 of this document for PCL layer numbers (YYYY) for replacement documents listed for DMSE cancellations.</p>			

Table 2-1 Document cancellation cross-reference (Sheet 73 of 86)

Cancelled document number	BCS/DMSE	Replacement document or packet number	Replacement document or packet title
GFX901AB	BCS35	100PKT1	Common NTP Packet
GS0X10	BCS36	297-8991-805	Hardware Description Manual (GS0X10 = NT0X10)
GS0X28	BCS35	297-8991-805	Hardware Description Manual (GS0X28 = NT0X28)
GS0X40	BCS36	297-8991-805	Hardware Description Manual (GS0X40 = NT0X40)
GS0X42	BCS34	297-8991-805	Hardware Description Manual (GS0X42 = NT0X42)
GS0X56	BCS36	297-8991-805	Hardware Description Manual (GS0X56 = NT0X56)
GS0X57	BCS36	297-8991-805	Hardware Description Manual (GS0X57 = NT0X57)
GS0X82	BCS34	297-8991-805	Hardware Description Manual (GS0X82 = NT0X82)
GS0X87	BCS34	297-8991-805	Hardware Description Manual (GS0X87 = NT0X87)
GS1X00	BCS33	297-8991-805	Hardware Description Manual (GS1X00 = NT1X00)
GS1X31	BCS34	297-8991-805	Hardware Description Manual (GS1X31 = NT1X31)
GS1X36	BCS34	297-8991-805	Hardware Description Manual (GS1X36 = NT1X36)
GS1X50	BCS34	297-8991-805	Hardware Description Manual (GS1X50 = NT1X50)
GS1X51	BCS34	297-8991-805	Hardware Description Manual (GS1X51 = NT1X51)
GS1X54	BCS33	297-8991-805	Hardware Description Manual (GS1X54 = NT1X51)
<p>Note 1: An asterisk identifies documents that were cancelled or discontinued in a subsequent BCS, or during DMSE. Refer to the cancellation listing for the replacement document(s) to determine the requirements for your system.</p> <p>Note 2: Refer to Chapter 1 of this document for PCL layer numbers (YYYY) for replacement documents listed for DMSE cancellations.</p>			

Table 2-1 Document cancellation cross-reference (Sheet 74 of 86)

Cancelled document number	BCS/ DMSE	Replacement document or packet number	Replacement document or packet title
GS1X55	BCS36	297-8991-805	Hardware Description Manual (GS1X55 = NT1X55)
GS1X61	BCS34	297-8991-805	Hardware Description Manual (GS1X61 = NT1X61)
GS1X68	BCS33	297-8991-805	Hardware Description Manual (GS1X68 = NT1X68)
GS1X75	BCS34	297-8991-805	Hardware Description Manual (GS1X75 = NT1X75)
GS1X76	BCS33	297-8991-805	Hardware Description Manual (GS1X76 = NT1X76)
GS1X77	BCS33	297-8991-805	Hardware Description Manual (GS1X77 = NT1X77)
GS1X78	BCS33	297-8991-805	Hardware Description Manual (GS1X78 = NT1X78)
GS1X79	BCS33	297-8991-805	Hardware Description Manual (GS1X79 = NT1X79)
GS1X89	BCS33	297-8991-805	Hardware Description Manual (GS1X89 = NT1X89)
GS1X90	BCS33	297-8991-805	Hardware Description Manual (GS1X90 = NT1X90)
GS2X01	BCS33	297-8991-805	Hardware Description Manual (GS2X01 = NT2X01)
GS2X05	BCS33	297-8991-805	Hardware Description Manual (GS2X05 = NT2X05)
GS2X06	BCS33	297-8991-805	Hardware Description Manual (GS2X06 = NT2X06)
GS2X07	BCS33	297-8991-805	Hardware Description Manual (GS2X07 = NT2X07)
<p>Note 1: An asterisk identifies documents that were cancelled or discontinued in a subsequent BCS, or during DMSE. Refer to the cancellation listing for the replacement document(s) to determine the requirements for your system.</p> <p>Note 2: Refer to Chapter 1 of this document for PCL layer numbers (YYYY) for replacement documents listed for DMSE cancellations.</p>			

Table 2-1 Document cancellation cross-reference (Sheet 75 of 86)

Cancelled document number	BCS/DMSE	Replacement document or packet number	Replacement document or packet title
GS2X09	BCS33	297-8991-805	Hardware Description Manual (GS2X09 = NT2X09)
GS2X10	BCS36	297-8991-805	Hardware Description Manual (GS2X10 = NT2X10)
GS2X11	BCS33	297-8991-805	Hardware Description Manual (GS2X11 = NT2X11)
GS2X14	BCS36	297-8991-805	Hardware Description Manual (GS2X14 = NT2X14)
GS2X17	BCS36	297-8991-805	Hardware Description Manual (GS2X17 = NT2X17)
GS2X18	BCS36	297-8991-805	Hardware Description Manual (GS2X18 = NT2X18)
GS2X31	BCS34	297-8991-805	Hardware Description Manual (GS2X31 = NT2X31)
GS2X35	BCS33	297-8991-805	Hardware Description Manual (GS2X35 = NT2X35)
GS2X43	BCS33	297-8991-805	Hardware Description Manual (GS2X43 = NT2X43)
GS2X46	BCS36	297-8991-805	Hardware Description Manual (GS2X46 = NT2X46)
GS2X47	BCS33	297-8991-805	Hardware Description Manual (GS2X47 = NT2X47)
GS2X48	BCS33	297-8991-805	Hardware Description Manual (GS2X48 = NT2X48)
GS2X50	BCS33	297-8991-805	Hardware Description Manual (GS2X50 = NT2X50)
GS2X52	BCS35	297-8991-805	Hardware Description Manual (GS2X52 = NT2X52)
<p>Note 1: An asterisk identifies documents that were cancelled or discontinued in a subsequent BCS, or during DMSE. Refer to the cancellation listing for the replacement document(s) to determine the requirements for your system.</p> <p>Note 2: Refer to Chapter 1 of this document for PCL layer numbers (YYYY) for replacement documents listed for DMSE cancellations.</p>			

Table 2-1 Document cancellation cross-reference (Sheet 76 of 86)

Cancelled document number	BCS/ DMSE	Replacement document or packet number	Replacement document or packet title
GS2X55	BCS33	297-8991-805	Hardware Description Manual (GS2X55 = NT2X55)
GS2X56	BCS33	297-8991-805	Hardware Description Manual (GS2X56 = NT2X56)
GS2X57	BCS33	297-8991-805	Hardware Description Manual (GS2X57 = NT2X57)
GS2X58	BCS35	297-8991-805	Hardware Description Manual (GS2X58 = NT2X58)
GS2X65	BCS33	297-8991-805	Hardware Description Manual (GS2X65 = NT2X65)
GS2X66	BCS33	297-8991-805	Hardware Description Manual (GS2X66 = NT2X66)
GS2X70	BCS33	297-8991-805	Hardware Description Manual (GS2X70 = NT2X70)
GS2X71	BCS33	297-8991-805	Hardware Description Manual (GS2X71 = NT2X71)
GS2X72	BCS33	297-8991-805	Hardware Description Manual (GS2X72 = NT2X72)
GS2X75	BCS33	297-8991-805	Hardware Description Manual (GS2X75 = NT2X75)
GS2X77	BCS33	297-8991-805	Hardware Description Manual (GS2X77 = NT2X77)
GS2X78	BCS33	297-8991-805	Hardware Description Manual (GS2X78 = NT2X78)
GS2X80	BCS33	297-8991-805	Hardware Description Manual (GS2X80 = NT2X80)
GS2X81	BCS33	297-8991-805	Hardware Description Manual (GS2X81 = NT2X81)
<p>Note 1: An asterisk identifies documents that were cancelled or discontinued in a subsequent BCS, or during DMSE. Refer to the cancellation listing for the replacement document(s) to determine the requirements for your system.</p> <p>Note 2: Refer to Chapter 1 of this document for PCL layer numbers (YYYY) for replacement documents listed for DMSE cancellations.</p>			

Table 2-1 Document cancellation cross-reference (Sheet 77 of 86)

Cancelled document number	BCS/DMSE	Replacement document or packet number	Replacement document or packet title
GS2X82	BCS33	297-8991-805	Hardware Description Manual (GS2X82 = NT2X82)
GS2X83	BCS33	297-8991-805	Hardware Description Manual (GS2X83 = NT2X83)
GS2X84	BCS36	297-8991-805	Hardware Description Manual (GS2X84 = NT2X84)
GS2X85	BCS33	297-8991-805	Hardware Description Manual (GS2X85 = NT2X85)
GS2X86	BCS33	297-8991-805	Hardware Description Manual (GS2X86 = NT2X86)
GS2X88	BCS34	297-8991-805	Hardware Description Manual (GS2X88 = NT2X88)
GS2X90	BCS36	297-8991-805	Hardware Description Manual (GS2X90 = NT2X90)
GS3X02	BCS33	297-8991-805	Hardware Description Manual (GS3X02 = NT3X02)
GS3X03	BCS33	297-8991-805	Hardware Description Manual (GS3X03 = NT3X03)
GS3X04	BCS33	297-8991-805	Hardware Description Manual (GS3X04 = NT3X04)
GS3X05	BCS33	297-8991-805	Hardware Description Manual (GS3X05 = NT3X05)
GS3X06	BCS33	297-8991-805	Hardware Description Manual (GS3X06 = NT3X06)
GS3X07	BCS33	297-8991-805	Hardware Description Manual (GS3X07 = NT3X07)
GS3X08	BCS33	297-8991-805	Hardware Description Manual (GS3X08 = NT3X08)
<p>Note 1: An asterisk identifies documents that were cancelled or discontinued in a subsequent BCS, or during DMSE. Refer to the cancellation listing for the replacement document(s) to determine the requirements for your system.</p> <p>Note 2: Refer to Chapter 1 of this document for PCL layer numbers (YYYY) for replacement documents listed for DMSE cancellations.</p>			

Table 2-1 Document cancellation cross-reference (Sheet 78 of 86)

Cancelled document number	BCS/ DMSE	Replacement document or packet number	Replacement document or packet title
GS3X09	BCS33	297-8991-805	Hardware Description Manual (GS3X09 = NT3X09)
GS3X13	BCS33	297-8991-805	Hardware Description Manual (GS3X13 = NT3X13)
GS3X14	BCS33	297-8991-805	Hardware Description Manual (GS3X14 = NT3X14)
GS3X15	BCS33	297-8991-805	Hardware Description Manual (GS3X15 = NT3X15)
GS3X16	BCS33	297-8991-805	Hardware Description Manual (GS3X16 = NT3X16)
GS3X40	BCS33	297-8991-805	Hardware Description Manual (GS3X40 = NT3X40)
GS3X48	BCS33	297-8991-805	Hardware Description Manual (GS3X48 = NT3X48)
GS3X65	BCS33	297-8991-805	Hardware Description Manual (GS3X65 = NT3X65)
GS3X67	BCS33	297-8991-805	Hardware Description Manual (GS3X67 = NT3X67)
GS3X68	BCS33	297-8991-805	Hardware Description Manual (GS3X68 = NT3X68)
GS3X82	BCS33	297-8991-805	Hardware Description Manual (GS3X82 = NT3X82)
GS3X83	BCS33	297-8991-805	Hardware Description Manual (GS3X83 = NT3X83)
GS3X84	BCS33	297-8991-805	Hardware Description Manual (GS3X84 = NT3X84)
GS3X85	BCS33	297-8991-805	Hardware Description Manual (GS3X85 = NT3X85)
<p>Note 1: An asterisk identifies documents that were cancelled or discontinued in a subsequent BCS, or during DMSE. Refer to the cancellation listing for the replacement document(s) to determine the requirements for your system.</p> <p>Note 2: Refer to Chapter 1 of this document for PCL layer numbers (YYYY) for replacement documents listed for DMSE cancellations.</p>			

Table 2-1 Document cancellation cross-reference (Sheet 79 of 86)

Cancelled document number	BCS/DMSE	Replacement document or packet number	Replacement document or packet title
GS3X91	BCS33	297-8991-805	Hardware Description Manual (GS3X91 = NT3X91)
GS3X93	BCS33	297-8991-805	Hardware Description Manual (GS3X93 = NT3X93)
GS4X77	BCS36	297-8991-805	Hardware Description Manual (GS4X77 = NT4X77)
GS5X03	BCS33	297-8991-805	Hardware Description Manual (GS5X03 = NT5X03)
GS5X04	BCS33	297-8991-805	Hardware Description Manual (GS5X04 = NT5X04)
GS5X06	BCS33	297-8991-805	Hardware Description Manual (GS5X06 = NT5X06)
GS5X13	BCS36	297-8991-805	Hardware Description Manual (GS5X13 = NT5X13)
GS5X25	BCS36	297-8991-805	Hardware Description Manual (GS5X25 = NT5X25)
GS5X29	BCS33	297-8991-805	Hardware Description Manual (GS5X29 = NT5X29)
GS5X30	BCS33	297-8991-805	Hardware Description Manual (GS5X30 = NT5X30)
GS5X64	BCS36	297-8991-805	Hardware Description Manual (GS5X64 = NT5X64)
GS5X92	BCS36	297-8991-805	Hardware Description Manual (GS5X92 = NT5X92)
GS5X97	BCS36	297-8991-805	Hardware Description Manual (GS5X97 = NT5X97)
GS6X02	BCS35	297-8991-805	Hardware Description Manual (GS6X02 = NT6X02)
<p>Note 1: An asterisk identifies documents that were cancelled or discontinued in a subsequent BCS, or during DMSE. Refer to the cancellation listing for the replacement document(s) to determine the requirements for your system.</p> <p>Note 2: Refer to Chapter 1 of this document for PCL layer numbers (YYYY) for replacement documents listed for DMSE cancellations.</p>			

Table 2-1 Document cancellation cross-reference (Sheet 80 of 86)

Cancelled document number	BCS/ DMSE	Replacement document or packet number	Replacement document or packet title
GS6X04	BCS35	297-8991-805	Hardware Description Manual (GS6X04 = NT6X04)
GS6X05	BCS35	297-8991-805	Hardware Description Manual (GS6X05 = NT6X05)
GS6X07	BCS35	297-8991-805	Hardware Description Manual (GS6X07 = NT6X07)
GS6X11	BCS35	297-8991-805	Hardware Description Manual (GS6X11 = NT6X11)
GS6X13	BCS35	297-8991-805	Hardware Description Manual (GS6X13 = NT6X13)
GS6X17	BCS33	297-8991-805	Hardware Description Manual (GS6X17 = NT6X17)
GS6X18	BCS33	297-8991-805	Hardware Description Manual (GS6X18 = NT6X18)
GS6X19	BCS33	297-8991-805	Hardware Description Manual (GS6X19 = NT6X19)
GS6X21	BCS33	297-8991-805	Hardware Description Manual (GS6X21 = NT6X21)
GS6X25	BCS34	297-8991-805	Hardware Description Manual (GS6X25 = NT6X25)
GS6X27	BCS33	297-8991-805	Hardware Description Manual (GS6X27 = NT6X27)
GS6X30	BCS34	297-8991-805	Hardware Description Manual (GS6X30 = NT6X30)
GS6X32	BCS34	297-8991-805	Hardware Description Manual (GS6X32 = NT6X32)
GS6X35	BCS36	297-8991-805	Hardware Description Manual (GS6X35 = NT6X35)
<p>Note 1: An asterisk identifies documents that were cancelled or discontinued in a subsequent BCS, or during DMSE. Refer to the cancellation listing for the replacement document(s) to determine the requirements for your system.</p> <p>Note 2: Refer to Chapter 1 of this document for PCL layer numbers (YYYY) for replacement documents listed for DMSE cancellations.</p>			

Table 2-1 Document cancellation cross-reference (Sheet 81 of 86)

Cancelled document number	BCS/DMSE	Replacement document or packet number	Replacement document or packet title
GS6X50	BCS36	297-8991-805	Hardware Description Manual (GS6X50 = NT6X50)
GS6X53	BCS33	297-8991-805	Hardware Description Manual (GS6X53 = NT6X53)
GS6X60	BCS33	297-8991-805	Hardware Description Manual (GS6X60 = NT6X60)
GS6X65	BCS33	297-8991-805	Hardware Description Manual (GS6X65 = NT6X65)
GS6X66	BCS33	297-8991-805	Hardware Description Manual (GS6X66 = NT6X66)
GS6X69	BCS33	297-8991-805	Hardware Description Manual (GS6X69 = NT6X69)
GS6X70	BCS33	297-8991-805	Hardware Description Manual (GS6X70 = NT6X70)
GS6X71	BCS33	297-8991-805	Hardware Description Manual (GS6X71 = NT6X71)
GS6X79	BCS33	297-8991-805	Hardware Description Manual (GS6X79 = NT6X79)
GS6X80	BCS33	297-8991-805	Hardware Description Manual (GS6X80 = NT6X80)
GS6X81	BCS33	297-8991-805	Hardware Description Manual (GS6X81 = NT6X81)
GS6X85	BCS33	297-8991-805	Hardware Description Manual (GS6X85 = NT6X85)
GS6X86	BCS33	297-8991-805	Hardware Description Manual (GS6X86 = NT6X86)
GS6X87	BCS33	297-8991-805	Hardware Description Manual (GS6X87 = NT6X87)
<p>Note 1: An asterisk identifies documents that were cancelled or discontinued in a subsequent BCS, or during DMSE. Refer to the cancellation listing for the replacement document(s) to determine the requirements for your system.</p> <p>Note 2: Refer to Chapter 1 of this document for PCL layer numbers (YYYY) for replacement documents listed for DMSE cancellations.</p>			

Table 2-1 Document cancellation cross-reference (Sheet 82 of 86)

Cancelled document number	BCS/ DMSE	Replacement document or packet number	Replacement document or packet title
GS6X92	BCS33	297-8991-805	Hardware Description Manual (GS6X92 = NT6X92)
GS6X93	BCS33	297-8991-805	Hardware Description Manual (GS6X93 = NT6X93)
GS6X95	BCS33	297-8991-805	Hardware Description Manual (GS6X95 = NT6X95)
LD202932		No replacement	
LD202932XML		No replacement	
LD203052		No replacement	
LD203058		No replacement	
NED-297-0003		297-8991-500	Maintenance and Operations Manual
NHW-1001-006	BCS36	297-1001-805 *	Hardware Description Reference Manual
NIS-D307-1		No replacement	
NTACCESS	NA006	297-8981-301	NT-ACCESS User Guide, Host and Remote Reference, and Questionnaire
OMBULLETIN	BCS31	297-1001-814B *	Operational Measurements Bulletin
PLN-1001-001	BCS35	PLN-5001-001	Technical Specification
PLN-1001-002	BCS33	297-1001-830B	Automatic Message Accounting Bulletin
		297-1001-801 *	Feature Description Reference Manual
		PLN-1001-004 *	BCS Release Document Preliminary
PLN-1001-004A		297-YYYY-004	PCL Release Document
PLN-1001-004C		297-YYYY-004	PCL Release Document
PLN-1001-004CA		297-YYYY-004	PCL Release Document
PLN-1001-004P		297-YYYY-004	PCL Release Document
<p>Note 1: An asterisk identifies documents that were cancelled or discontinued in a subsequent BCS, or during DMSE. Refer to the cancellation listing for the replacement document(s) to determine the requirements for your system.</p> <p>Note 2: Refer to Chapter 1 of this document for PCL layer numbers (YYYY) for replacement documents listed for DMSE cancellations.</p>			

Table 2-1 Document cancellation cross-reference (Sheet 83 of 86)

Cancelled document number	BCS/DMSE	Replacement document or packet number	Replacement document or packet title
PLN-2401-001	BCS36	297-2401-351	National Integrated Services Digital Network-1 Feature Provisioning Guide
PLN-5161-001	NA006B	297-5161-012	Advanced Intelligent Network Product Guide
PLN-5161-002	NA006B	297-5161-825	Advanced Intelligent Network 0.1 Glossary
PLN-5161-011	NA006B	297-5161-105	Advanced Intelligent Network 0.1 Service Switching Point Product Offering
PLN-5161-012	NA006B	297-5161-106	Advanced Intelligent Network 0.1 Primary Rate Interface Looparounds
PLN-5161-351	NA006B	297-5161-107	Advanced Intelligent Network 0.1 Feature Interactions
PLN-8991-199		No replacement	
PM RELDOC 3	MSL004	PLN-4001-005	MSL-100 Peripheral Module Release Document
PO729851	BCS32	297-2061-900	CDC User Guide
PRTCALC	DMSE	REAL::TIME *	DMS-100 Family Real::Time User's Guide
RB-3401-100			
REAL-QUICK	DMSE	REAL::TIME *	DMS-100 Family Real::Time User's Guide
REAL::TIME		No replacement	
RTM	BCS35	PLN-1001-004 *	Batch Change Supplement Release Document
RTO	BCS35	PLN-1001-004 *	Batch Change Supplement Release Document Preliminary
S68X2341	BCS34	IBMPKT	IBM Personal System/2 Packet
SC28-8168	BCS34	IBMPKT	IBM Personal System/2 Packet
STP33SPR		No replacement	
<p>Note 1: An asterisk identifies documents that were cancelled or discontinued in a subsequent BCS, or during DMSE. Refer to the cancellation listing for the replacement document(s) to determine the requirements for your system.</p> <p>Note 2: Refer to Chapter 1 of this document for PCL layer numbers (YYYY) for replacement documents listed for DMSE cancellations.</p>			

Table 2-1 Document cancellation cross-reference (Sheet 84 of 86)

Cancelled document number	BCS/DMSE	Replacement document or packet number	Replacement document or packet title
STP34SPR		No replacement	
STP-3401-100		No replacement	
TAM-1001-002	BCS33	297-1001-360	Basic Translations Tools
TAM-1001-005	DMSE	TAM-8991-005	Maintenance Synopsis
TAM-1001-006	DMSE	TAM-8991-006	Traffic Synopsis
TAM-1001-009	BCS28	297-1001-540	NT40 Patching Procedures
		297-5001-540	Supernode Patching Procedures
TAM-1001-010	DMSE	TAM-8991-010	SERVORD Digest
TAM-1001-019		TAM-8991-018	All Product Computing-Module Loads Quick Reference Guide
TAM-8991-005	BASE09	297-8001-100	OAM&P Change Document Reference Manual (LEC)
		297-8021-100	OAMP Change Document Reference Manual (LET)
		PLN-8001-004	U.S. Stand-alone DMS-100/200 Release Document
		PLN-8021-004 *	U.S. DMS-100/200 Traffic Operator Position System Combo Release Document
		297-8001-543	North American DMS-100/200 Alarm and Performance Monitoring Procedures (LEC)
TAM-8991-006	BASE09	297-8001-100	OAM&P Change Document Reference Manual (LEC)
		297-8021-100	OAMP Change Document Reference Manual (LET)
		PLN-8001-004	U.S. Stand-alone DMS-100/200 Release Document
<p>Note 1: An asterisk identifies documents that were cancelled or discontinued in a subsequent BCS, or during DMSE. Refer to the cancellation listing for the replacement document(s) to determine the requirements for your system.</p> <p>Note 2 : Refer to Chapter 1 of this document for PCL layer numbers (YYYY) for replacement documents listed for DMSE cancellations.</p>			

Table 2-1 Document cancellation cross-reference (Sheet 85 of 86)

Cancelled document number	BCS/DMSE	Replacement document or packet number	Replacement document or packet title
		PLN-8021-004	U.S. DMS-100/200 Traffic Operator Position System Combo Release Document
		297-8001-543	North American DMS-100/200 Alarm and Performance Monitoring Procedures (LEC)
TAM-8991-010	BASE09	297-8001-100	OAM&P Change Document Reference Manual (LEC)
		297-8021-100	OAMP Change Document Reference Manual (LET)
		PLN-8001-004	U.S. Stand-alone DMS-100/200 Release Document
		PLN-8021-004	U.S. DMS-100/200 Traffic Operator Position System Combo Release Document
TDM-1001-000	BCS30	297-1001-362 *	Core Translations Guide
TDM-1001-001	BCS30	297-1001-362 *	Core Translations Guide
TDM-1001-999	BCS30	297-1001-362 *	Core Translations Guide
TDM-2001-002	BCS30	297-2001-350 *	Meridian Digital Translations Guide
TDM-2271-001	BCS30	297-2271-350 *	TOPS04 Translations Guide
TID-1001-000	DMSE	297-XXXX-001	Family Index
TID-1001-002	BCS35	No replacement	
TID-1001-004	BCS35	No replacement	
TID-1001-005	BCS35	No replacement	
TID-1001-006	BCS35	No replacement	
TID-1001-007	BCS35	No replacement	
TID-1001-008	BCS35	No replacement	
<p>Note 1: An asterisk identifies documents that were cancelled or discontinued in a subsequent BCS, or during DMSE. Refer to the cancellation listing for the replacement document(s) to determine the requirements for your system.</p> <p>Note 2: Refer to Chapter 1 of this document for PCL layer numbers (YYYY) for replacement documents listed for DMSE cancellations.</p>			

Table 2-1 Document cancellation cross-reference (Sheet 86 of 86)

Cancelled document number	BCS/ DMSE	Replacement document or packet number	Replacement document or packet title
TID-1001-009			
TID-1001-010			
TID-1001-012			
TID-1001-016			
<p>Note 1: An asterisk identifies documents that were cancelled or discontinued in a subsequent BCS, or during DMSE. Refer to the cancellation listing for the replacement document(s) to determine the requirements for your system.</p> <p>Note 2 : Refer to Chapter 1 of this document for PCL layer numbers (YYYY) for replacement documents listed for DMSE cancellations.</p>			

3 Cancelled or discontinued document alphabetic cross-reference

The following table alphabetically lists canceled or discontinued document titles and their associated Nortel Networks Publication (NTP) numbers.

Table 3-1 Canceled or discontinued document title to document cross-reference (Sheet 1 of 34)

Canceled or discontinued document or packet title	Canceled doc. or packet number
Acceptance Procedures Performance-Oriented Practice	297-1001-552
Acceptance Procedures Performance-Oriented Practice	297-5001-507
ACD/NACD Packet	100MDC18
ACD/NACD/MIS NTP Packet	100PKT24
Administration Manual: Capacity Determination and Surveillance	ADM-1001-001
Advanced Intelligent Network Administration Guide	297-5161-300
Advanced Intelligent Network Planning and Engineering Guide	297-5161-100
Advanced Intelligent Network Planning and Engineering Guide Service Switching Point Product	PLN-5161-001
Advanced Intelligent Network Product Guide	297-5161-010
Advanced Intelligent Network Release 0.1 Planning and Engineering Guide	297-5161-012
Advanced Intelligent Network Release 0.1 Service Switching Point Information, Engineering, and Administration Guide	297-5161-011
Advanced Intelligent Network Release 0.2 Product Offering	297-5161-108
Advanced Intelligent Network Translations Guide	297-5161-350
Advanced Intelligent Network Trouble Locating and Clearing Procedures	297-5161-501
Advanced Intelligent Network 0.1 Feature Interactions	297-5161-107
Advanced Intelligent Network 0.1 Feature Interactions	PLN-5161-351
Advanced Intelligent Network 0.1 Glossary	297-5161-825
Advanced Intelligent Network 0.1 Glossary	PLN-5161-002
Advanced Intelligent Network 0.1 Maintenance Guide	297-5161-500
Advanced Intelligent Network 0.1 Primary Rate Interface Looparound	297-5161-106
Advanced Intelligent Network 0.1 Primary Rate Interface Looparound	PLN-5161-012

Table 3-1 Canceled or discontinued document title to document cross-reference (Sheet 2 of 34)

Cancelled or discontinued document or packet title	Cancelled doc. or packet number
Advanced Intelligent Network 0.1 Product Offering	297-5161-105
Advanced Intelligent Network 0.1 Response Translation Guide	297-5161-353
Advanced Intelligent Network 0.1 Service Switching Point Product Offering	PLN-5161-011
Advanced Intelligent Network 0.1 Service Switching Point Provisioning Cookbook	297-5161-352
Advanced Intelligent Network 0.1 Translations Guide	297-5161-351
Advanced Residential Services Customer Local Area Signaling Services Automatic Call Set up	297-1401-121
Advanced Residential Services Enhanced Residential Features	297-1401-101
All General Features Description	GFDALL
All PCLs Quick Reference Guide	TAM-1001-019
Application Processes Reference Manual	297-1001-142
Asynchronous Access General Description	297-2121-103
Asynchronous Access Instructions	297-2121-203
Asynchronous Access Operation and Performance Testing	297-2121-303
Attendant Console Installation, Maintenance, and Ordering Information	297-2001-200
Attendant Console Phase I Product Performance Specification	297-2001-160
Attendant Console Reference Manual	297-2001-102
Attendant Console Software Debugging Tools	TID-1001-004
Automatic Calling Call Service Services Guide	297-8511-100
Automatic Call Distribution Administration Guide	297-2041-301
Automatic Call Distribution Administration Guide	297-2041-302
Automatic Call Distribution Description and Implementation	297-2041-100
Automatic Call Distribution End-User Load Management Guide	297-2041-901
Automatic Call Distribution Feature Test Procedures	297-2041-300
Automatic Call Distribution Load Management	297-2041-102
Automatic Call Distribution Management Information System Administration	297-4101-311
Automatic Call Distribution Management Information System Administration	297-2081-301

Table 3-1 Canceled or discontinued document title to document cross-reference (Sheet 3 of 34)

Canceled or discontinued document or packet title	Canceled doc. or packet number
Automatic Call Distribution Management Information System Administration Guide	297-2081-302
Automatic Call Distribution Management Information System Description of Management Reports	297-4101-105
Automatic Call Distribution Management Information System Engineering, Ordering, and Configuration Information	297-4101-151
Automatic Call Distribution Management Information System General Description	297-4101-104
Automatic Call Distribution Management Information System Installation	297-4101-200
Automatic Call Distribution Management Information System Maintenance Guide	297-4101-500
Automatic Call Distribution Management Information System Maintenance Guide	297-2081-501
Automatic Call Distribution Management Information System Maintenance Guide	297-2081-502
Automatic Call Distribution Management Information System NTP Packet	100PKT23
Automatic Call Distribution Management Information System Planning and Engineering	297-2081-101
Automatic Call Distribution Management Information System Reference	297-2041-103
Automatic Call Distribution-MAX Planning and Engineering	297-2081-102
Automatic Call Distribution Network Element Product Guide	297-2521-061
Automatic Call Distribution Planning and Engineering Guide	297-2041-101
Automatic Call Distribution Planning and Engineering Guide (Canada)	297-2041-104
Automatic Call Distribution Product Guide	297-2041-010
Automatic Call Distribution Product Guide	297-2041-014
Automatic Call Distribution Translations Guide	297-2041-350
Automatic Call Distribution Trouble Locating and Clearing Procedures	297-2041-503
Automatic Line Testing Procedures	297-2101-517
Automatic Message Accounting Bellcore Format Guide	297-1001-128
Automatic Message Accounting Northern Telecom to Bellcore Format Conversion Guide	297-1001-340

Table 3-1 Canceled or discontinued document title to document cross-reference (Sheet 4 of 34)

Canceled or discontinued document or packet title	Canceled doc. or packet number
Automatic Modem Insertion Network Termination 1 Description	297-2451-106
Automatic Modem Insertion Network Termination 1 and S/T Bus Installation Guidelines	297-2451-206
AUTOVON Automatic Service Observing Description and Man Machine Interface	297-2241-512
AUTOVON Customer Data Schema	297-2241-451
AUTOVON Network Administration Report Description	297-2241-117
AUTOVON Network Management Description	297-2241-101
AUTOVON Network Management Man-Machine Interface	297-2241-511
AUTOVON Output Report Manual	297-2241-510
AUTOVON Status Assembly System Description and Man Machine Interface	297-2241-513
AUTOVON Trunk Test Subsystem Description	297-2241-116
AUTOVON Trunk Test Subsystem and Man-Machine Interface	297-2241-516
Base Tools User's Guide	297-2251-014
Batch Change Supplement Release Document	PLN-1001-002
Batch Change Supplement Release Document	PLN-1001-004
Batch Change Supplement Release Document Addendum	PLN-1001-004A
Batch Change Supplement Release Document Addendum	PLN-1001-004C
Batch Change Supplement Release Document Addendum	PLN-1001-004P
Batch Change Supplement Release Document Addendum (Canada)	PLN-1001-004CA
Batch Change Supplement Release Document Preliminary	RTO
Batch Change Supplement Release Document Standard	RTM
Batch Change Supplement Software Application Procedures	297-1001-301
Bellcore Format Automatic Message Accounting Administration Guide	297-1001-341
Bellcore Format Automatic Message Accounting Planning and Engineering Guide	297-1001-182
Bellcore Format Automatic Message Accounting Product Guide	297-1001-012
Bellcore Format Automatic Message Accounting Translations Guide	297-1001-365
Bellcore Format Automatic Message Accounting User Guide	297-1001-160

Table 3-1 Canceled or discontinued document title to document cross-reference (Sheet 5 of 34)

Canceled or discontinued document or packet title	Canceled doc. or packet number
BIFF Routine Maintenance Procedures	297-2702-523
Billing Server Product Planning, Engineering, and Administration Guide	297-1041-020
Billing Server Task and Maintenance Guide	297-1041-520
Billing Server Translations Guide	297-1041-352
Business Set Feature Description and Operation	297-2011-100
Business Set General Description, Installation, and Maintenance	297-2011-200
Business Set Line Engineering	297-2011-180
Call Center Management Information System Statistical Reports Guide	297-2671-310
Call Processing Display Subsystem Reference Manual	297-1001-519
Capacity Engineering Manual	297-1001-170
CDC User Guide	PO729851
Central Control Complex Man Machine Interface Reference Manual	297-1001-511
Change Control Procedures	297-1001-113
Circuit Pack Robustness Program NTP Supplement	RB-3401-100
Circuit Pack Sparing	297-1001-154
Circuit Switched Data Service	100PKT7
Circuit Switched Digital Data Service Customer Loop Characters	297-2111-180
Circuit Switched Digital Data Service Maintenance Description	297-2111-116
Circuit Switched Digital Data Service Man-Machine Interface	297-2111-516
Circuit Switched Digital Data Service System Description	297-2111-100
Coax Eliminator General Description and Provisioning	297-2121-102
Coax Eliminator System Installation and Configuration	297-2121-202
Coax Eliminator System Operations and Tests	297-2121-302
Commands Reference Manual	297-1001-509
Commands Reference Manual Supplement	297-1001-509S
Common Channel Signaling Alarm Analysis	297-1001-559
Common Channel Signaling (CCIS6 and CCITT6) System Description	297-1001-137
Common Channel Signaling System CCIS6 Maintenance Reference Manual	297-1001-528

Table 3-1 Canceled or discontinued document title to document cross-reference (Sheet 6 of 34)

Canceled or discontinued document or packet title	Canceled doc. or packet number
Common Channel Signaling 7 Description	297-1001-141
Common Channel Signaling 7 Product Description	297-1001-011
CompuCALL Administration Guide	297-1001-308
CompuCALL Maintenance Guide	297-1001-508
CompuCALL Planning and Engineering Guide	297-1001-108
CompuCALL Product Guide	297-1001-018
CompuCALL Recovery Procedures	297-1001-548
CompuCALL Translations Guide	297-1001-358
CompuCALL Trouble Locating and Clearing Procedures	297-1001-538
Conversion to RT-100 Stand-Alone Guide	297-2671-210
Computing Module Maintenance Reference Manual	297-5001-521
CORE Translation Description Manual	TDM-1001-001
Core Translations Guide	297-1001-362
Customer Data Change Operating Company Guide	297-2101-312
Customer Data Change User Guide	297-2101-313
Customer Data Schema	297-1001-451
Customer Data Schema Input Forms	297-1001-454
Customer Guide to Patch Administration	TAM-1001-009
Customer Local Area Signaling Services Base Capabilities	297-1401-120
Customer Local Area Signaling Services Call Screening	297-1401-125
Customer Local Area Signaling Services Calling Party Identification	297-1401-122
Customer Local Area Signaling Services Customer Originated Trace	297-1401-124
Customer Local Area Signaling Services on Meridian Digital Centrex Planning and Engineering Guide	297-2091-100
Customer Local Area Signaling Services on Meridian Digital Centrex Translations Guide	297-2091-350
Customer Local Area Signaling Services on Multiline Variety Package	297-1401-131
Cutover Conversion Services Customer Method of Procedure	297-0301-300

Table 3-1 Canceled or discontinued document title to document cross-reference (Sheet 7 of 34)

Canceled or discontinued document or packet title	Canceled doc. or packet number
Cutover Conversion Services General Description	297-0301-100
Data Modification Description Reference Manual	297-1001-115
Datapath Guide to Documentation	297-2121-100
DataVision Viewer 2.2 User Guide	297-5053-900
Data Unit Configuration and Installation	297-2121-201
Data Unit General Description	297-2121-101
Data Unit Operations and Tests	297-2121-301
Device Independent Recording Package Alarm Clearing Procedures	297-1001-571
Device Independent Recording Package Planning and Engineering Guide	297-1001-175
Device Independent Recording Package Product Guide	297-1001-013
Device Independent Recording Package Recovery Procedures	297-1001-574
Device Independent Recording Package Routine Maintenance Procedures	297-1001-572
Device Independent Recording Package Translations Guide	297-1001-356
Device Independent Recording Package Trouble Locating and Clearing Procedures	297-1001-573
Device Independent Recording Package User Guide	297-1001-312
Digital Private Network Signaling System Administration Guide	297-5201-301
Digital Private Network Signaling System Alarm and Performance Monitoring Procedures	297-5201-543
Digital Private Network Signaling System I Product Guide	297-5201-010
Digital Private Network Signaling System1 Translations Guide	297-5201-350
Digital Recorded Announcement Machine Administration Guide	297-1001-316
Digital Test Head Index of Publications	662-7001-001
Digital Test Head Installation and Administration	662-7001-201
Digital Test Head -Remote Office Test Line General Description	662-7001-101
Digital Test Head -Remote Office Test Line Operations	662-7001-301
Digital Trunk Controller Maintenance Guide	297-1001-567
Distributed Processing Peripheral Alarm and Performance Monitoring Guide	297-1001-543

Table 3-1 Canceled or discontinued document title to document cross-reference (Sheet 8 of 34)

Canceled or discontinued document or packet title	Canceled doc. or packet number
Distributed Processing Peripheral Card Replacement Guide	297-1001-536
Distributed Processing Peripheral Commands Quick Guide	297-1001-332
Distributed Processing Peripheral Data Compression Feature Product Guide	297-1001-159
Distributed Processing Peripheral Maintenance Reference Manual	297-1001-529
Distributed Processing Peripheral Performance Oriented Practice	297-1001-551
Distributed Processing Peripheral Recovery and Routine Maintenance Procedures	297-1001-537
Distributed Processing Peripheral Reference Manual	297-1001-138
Distributed Processing Peripheral Spares Rack Installation Guide	297-1001-562
Distributed Processing Peripheral User Guide	297-1001-311
Distribution Frame Layout	297-1001-151
DMS-ACD Release Document	LD202932
DMS-ACD Release Document	LD202932XML
DMS GSM/DCS1800 DMS-HLR Master Index of Publications	297-2831-001
DMS-MSC Call Processing Architecture and Applications	297-2231-833
DMS-MSC Communication Interfaces	297-2231-141
DMS-MSC Features Description	297-2231-801
DMS-MSC Glossary	297-2231-825
DMS-MSC Master Index of Publications	297-2231-001
DMS-MSC Office Data Guide	297-2231-925
DMS-MSC Operational Measurements	297-2231-814
DMS-MSC Operations, Administration, and Maintenance	297-2231-306
DMS-MSC Output Reports (Logs) Reference Manual	297-2231-510
DMS-MSC Product Guide	297-2231-010
DMS-STP BCS NTPs	100PKT22A
DMS VoiceMail Administration Guide	297-7001-302
DMS VoiceMail Card Replacement Procedures	297-7001-502
DMS VoiceMail Customer Administration Guide	297-7001-301

Table 3-1 Canceled or discontinued document title to document cross-reference (Sheet 9 of 34)

Canceled or discontinued document or packet title	Canceled doc. or packet number
DMS VoiceMail Maintenance Messages System Event and Error Reports Manual	297-7001-510
DMS VoiceMail Outcalling Application Guide	297-7001-308
DMS VoiceMail Planning and Engineering Guide	297-7001-100
DMS VoiceMail Product Guide	297-7001-010
DMS VoiceMail Routine Maintenance Procedures	297-7001-501
DMS VoiceMail System Administration Guide	297-7001-300
DMS VoiceMail System Administration Tools	297-7001-305
DMS VoiceMail System Installation and Modification Guide	297-7001-504
DMS VoiceMail Trouble Locating/Alarm Clearing	297-7001-503
DMS VoiceMail Translations Guide	297-7001-310
DMS VoiceMail Voice Forms Application Guide	297-7001-306
DMS VoiceMail Voice Menus Application Guide	297-7001-307
DMS-10 and DMS-100 Product Directory (CDN)	297 8001-001
DMS-10 Supplement for the Signaling Transfer Point	STP-3401-100
DMS-100 Customer Letter	CL-NA-PP
DMS-100 Family All Product Computing-Module Loads Maintenance Synopsis	TAM-8991-005
DMS-100 Family All Product Computing-Module Loads Servord Digest	TAM-8991-010
DMS-100 Family All Product Computing-Module Loads Traffic Synopsis	TAM-8991-006
DMS-100 Family Capacity Manual	ENG-1001-001
DMS-100 Family Central Control Complex Guide 1 Machine Architecture	TID-1001-007
DMS-100 Family Central Control Complex Guide 2 User's Manual	TID-1001-008
DMS-100 Family Common Operating Procedures	100PKT2
DMS-100 Family Internal Message Handling	297-1001-104
DMS-100 Family Log Report Reference Manual	STP34SPR
DMS-100 Family Maintenance and Operations Manual	NED-297-0003
DMS-100 Family Real::Time User's Guide	REAL::TIME

Table 3-1 Canceled or discontinued document title to document cross-reference (Sheet 10 of 34)

Canceled or discontinued document or packet title	Canceled doc. or packet number
DMS-100 Family Service Guide	297-9101-834
DMS-100 Family Software Delivery Software Delivery Planning and Provisioning	297-8991-021
DMS-100 Family Usage Sensitive Service Guide	297-9101-833
DMS-100 Family Usage Sensitive Three-Way Calling (U3WC) Service Guide	297-9001-833
DMS-100 Family Technical Specification	PLN-1001-001
DMS-100 Family Warnings and Bulletins	PLN-8991-199
DMS-100 Local NTPs	100LOCAL
DMS-100 Meridian Digital Centrex Information Packet	100MDC
DMS-100 Output Reports Manual	100PKT3
DMS-100 Family Software Delivery Software Delivery Process Description	297-8991-020
DMS-100 Synchronizable Clock Debug Software	TID-1001-012
DMS-100 System Description	297-1001-100
DNC 100/200 Transport Services Management	100PKT16
DNC-100/500 BNM NTPs	100PKT15
Dynamically Controlled Routing Log Reports Reference Manual	297-1001-841
Engineering and Administrative Data Acquisition System Interface Administration Guide	297-1001-335
Engineering and Administrative Data Acquisition System Interface Planning and Engineering Guide	297-1001-145
Engineering and Administrative Data Acquisition System Interface Product Guide	297-1001-035
Engineering and Administrative Data Acquisition System Interface Translations Guide	297-1001-351
Enhanced Digital Recorded Announcement Machine PM Software Release Document	297-8051-598
Engineering Manual	EM
Enhanced 911 Emergency Services Administration Guide	297-1411-300
Enhanced 911 Emergency Services Alarm and Performance Monitoring Procedures	297-1411-500

Table 3-1 Canceled or discontinued document title to document cross-reference (Sheet 11 of 34)

Cancelled or discontinued document or packet title	Cancelled doc. or packet number
Enhanced 911 Emergency Services Maintenance Guide	297-1411-502
Enhanced 911 Emergency Services Planning and Engineering Guide	297-1411-101
Enhanced 911 Emergency Services Product Guide	297-1411-010
Enhanced 911 Emergency Services Translations Guide	297-1411-350
Enhanced 911 Emergency Services Trouble Locating and Clearing Procedures	297-1411-501
Enhanced 911 Emergency Services User Guide	297-1411-100
Enhanced Digital Recorded Announcement Machine Peripheral Module Software Release Document	297-8061-598
Equal Access Administration Guide	297-2101-300
Equal Access General Feature Descriptions Packet	GFDPKT1
Equal Access Planning and Engineering Guide	297-2101-110
Equal Access Product Guide	297-2101-011
Equal Access Translation Guide	297-2101-352
Equipment Identification	297-1001-120N
External Alarms Man-Machine Interface Description	297-1001-517
External Subsystem, Power, and Coding Unit Maintenance Procedures	297-1001-560
Feature Description Manual Reference Manual (Update)	297-1001-801U
Floor Plan Data	297-1001-150
General Reference Manual	297-1201-100
General Specifications	NHW-1001-006
Global TOPS Solo PM Software Release Document	297-8441-599
Glossary of Terms and Abbreviations Reference Manual	297-1001-125
Greenblade Office Record	297-1001-364
NTPs Cancellation Index	297-1001-002
Hardware Description Manual Reference Manual	297-1001-805
Host Mediation Services Customer Data Forms	456-2001-454
Host Mediation Services General Description	456-2001-100

Table 3-1 Canceled or discontinued document title to document cross-reference (Sheet 12 of 34)

Canceled or discontinued document or packet title	Canceled doc. or packet number
Host Mediation Services Index of Publications	456-2001-001
Host Mediation Services Log Messages	456-2001-511
Host Mediation Services System Administration	456-2001-311
IBM Personal System/2 and Personal Computer BIOS Technical Reference	S68X2341
IBM Personal System/2 Programmable Operator Subsystem Licensed Program Specifications	GC28-8167
IBM Personal System/2 Programmable Operator Subsystem User Guide	SC28-8168
Index to Maintenance Procedures Documents	297-1001-500
Input/Output Devices Man-Machine Interface Description	297-1001-513
Input/Output Devices Subsystem Maintenance Procedures	297-1001-556
Integrated Business Network Input Forms	297-2401-454
Integrated Business Network Services General Description	297-2001-100
Integrated Services Digital Network Basic Rate Interface Administration Guide	297-2401-320
Integrated Services Digital Network Basic Rate Interface Planning and Engineering Guide	297-2401-155
Integrated Services Digital Network Basic Rate Interface Translations Guide	297-2401-350
Integrated Services Digital Network Basic Rate Interface Trouble Locating and Clearing Procedures	297-2401-544
Integrated Services Digital Network Customer Data Schema	297-2401-451
Integrated Services Digital Network Data Engineering Guide	297-2401-450
Integrated Services Digital Network Fiber Remote Switching Center General Description	297-2401-105
Integrated Services Digital Network Lines Maintenance Reference Manual	297-2401-516
Integrated Services Digital Network Lines Maintenance Performance Oriented Practice	297-2401-503
Integrated Services Digital Network Master Index of Publications	297-2401-001
Integrated Services Digital Network Office Parameters Reference Manual	297-2401-455
Integrated Services Digital Network Operational Measurements	297-2401-114
Integrated Services Digital Network Operations, Administration, and Maintenance Basic Rate Interface Reference Manual	297-2401-102

Table 3-1 Canceled or discontinued document title to document cross-reference (Sheet 13 of 34)

Canceled or discontinued document or packet title	Canceled doc. or packet number
Integrated Services Digital Network Operations, Administration, and Maintenance Log and Alarm Reference Manual	297-2421-500
Integrated Services Digital Network Operations, Administration, and Maintenance Primary Rate Interface to Meridian 1 Private Branch Exchange Reference Manual	297-2401-104
Integrated Services Digital Network Operations, Administration, and Maintenance Service Order Command Reference Manual	297-2421-310
Integrated Services Digital Network Operations, Administration, and Maintenance System Description Reference Manual	297-2421-100
Integrated Services Digital Network Operations, Administration, and Maintenance System Installation Reference Manual	297-2421-200
Integrated Services Digital Network Operations, Administration, and Maintenance System Operation Reference Manual	297-2421-300
Integrated Services Digital Network Packet Handler	100PKT60
Integrated Services Digital Network PCTA NIS	NIS-D307-1
Integrated Services Digital Network Peripheral Modules Description Reference Manual	297-2401-103
Integrated Services Digital Network Peripheral Modules Maintenance Performance Oriented Practice	297-2401-500
Integrated Services Digital Network Peripheral Modules Maintenance Reference Manual	297-2401-515
Integrated Services Digital Network Primary Rate Interface Planning and Engineering Guide	297-2401-165
Integrated Services Digital Network Primary Rate Interface Translations Guide	297-2401-360
Integrated Services Digital Network Primary Rate Interface Trouble Locating and Clearing Procedures	297-2401-554
Integrated Services Digital Network Product Guide	297-2401-010
Integrated Services Digital Network S/T-Loop and U-Loop Engineering Guide	297-2451-181
Integrated Services Digital Network System Descriptions	297-2401-100
International Customer Data Schema	297-2181-451
International Traffic Operator Position System Maintenance Manual	297-2181-516
International Traffic Operator Position System Card Replacement Procedures (Canada)	297-2181-525

Table 3-1 Canceled or discontinued document title to document cross-reference (Sheet 14 of 34)

Canceled or discontinued document or packet title	Canceled doc. or packet number
International Traffic Operator Position System Force Management Guide (Canada)	297-2181-310
International Traffic Operator Position System Maintenance Guide (Canada)	297-2181-524
International Traffic Operator Position System Operator Guide (Canada)	297-2181-300
International Traffic Operator Position System Planning and Engineering Guide (Canada)	297-2181-155
International Traffic Operator Position System Product Guide (Canada)	297-2181-010
International Traffic Operator Position System Routine Maintenance Procedures (Canada)	297-2181-523
International Traffic Operator Position System Translations Guide (Canada)	297-2181-350
International Traffic Operator Position System Trouble Locating and Clearing Procedures (Canada)	297-2181-520
IOQUERY User's Guide	TID-1001-016
Large Business Remote Packet	GFDPKT10
Large Business Remote/Dynamic Network Controller Packet	100PKT18
Large Business Remote Operations, Administration, and Maintenance Guide	297-2021-102
Large Business Remote Operations, Administration, and Maintenance Guide	297-2221-500
Large Business Remote System Description	297-2021-100
Large Business Remote System Description	297-2101-100
Large Business Remote System Description	297-2221-100
Line Group Controller Maintenance Guide	297-1001-565
Line Maintenance Procedures	297-2101-503
Line Maintenance Reference Manual	297-2101-516
Line Module Description	297-2101-101
Line Trunk Controller Maintenance Guide	297-1001-566
Lines, Trunks, and Peripherals ADAS Guide	297-1001- ADAS
Lines, Trunks, and Peripherals Card Replacement Procedures	297-1001-589
Lines, Trunks, and Peripherals DMS-Mail Guide	297-1001-DMSMAI
Lines, Trunks, and Peripherals Emergency Recovery Procedures	297-1001-587

Table 3-1 Canceled or discontinued document title to document cross-reference (Sheet 15 of 34)

Canceled or discontinued document or packet title	Canceled doc. or packet number
Lines, Trunks, and Peripherals Enhanced Network and Net Alarm and Performance Monitoring Procedures	297-1001-581
Lines, Trunks, and Peripherals External Subsystems Alarm and Performance Monitoring Procedures	297-1001-583
Lines, Trunks, and Peripherals Input/Output Devices Alarm and Performance Monitoring Procedures	297-1001-580
Lines, Trunks, and Peripherals Lines Alarm and Performance Monitoring Procedures	297-1001-584
Lines, Trunks, and Peripherals Peripheral Modules Alarm and Performance Monitoring Procedures	297-1001-582
Lines, Trunks, and Peripherals Routine Maintenance Procedures	297-1001-588
Lines, Trunks, and Peripherals Trouble Locating and Clearing Procedures	297-1001-586
Lines, Trunks, and Peripherals Trunks Alarm and Performance Monitoring Procedures	297-1001-585
Link Peripheral Processor Maintenance Update Procedures	297-1001-577
Local Customer Data Schema	297-2101-451
Logs Reference Manual	297-1001-510
Log Report Reference Manual	297-1001-840
M518 18 Button Add-On Description, Installation, Operation, and Maintenance	297-2011-206
M5009 Basic (9 Button) Business Set Description, Installation, and Maintenance	297-2011-201
M5112 Handsfree (12 Button) Business Set Description, Installation, Operation, and Maintenance	297-2011-202
M5209 Basic (9 Button) Business Set with Alpha-Numeric Display Description, Installation, Operation, and Maintenance	297-2011-211
M5209T Integrated Services Digital Network Guide D'installation	297-2451-951F
M5312 Handsfree (12 Button) Business Set with Alphanumeric Display Description, Installation, Operation, and Maintenance	297-2011-212
M5317T Digital Telephone Installation, Verification, Operation, and Trouble Locating	297-2451-201
M536 (36 Button) Add-On Description, Installation, Operation, and Maintenance	297-2011-205

Table 3-1 Canceled or discontinued document title to document cross-reference (Sheet 16 of 34)

Canceled or discontinued document or packet title	Canceled doc. or packet number
MAX3.5 to CCMIS Conversion Guide	297-2671-220
Maintenance and Administration Position Description	297-1001-110
Maintenance and Operations Manual	100MOMPKT
Maintenance Synopsis	TAM-1001-005
Master Index of Northern Telecom Publications	297-1001-001
MCI Customer Data Schema	297-1001-451M
Menu Commands Reference Manual	297-1001-821
Meridian Automatic Call Distribution Server Product Guide	297-2041-011
Meridian Centrex Automatic Call Distribution-MAX 3.5 Installation and Upgrade Procedures	297-2081-100
Meridian Digital Centrex Automatic Call Distribution Feature Operation and Testing	297-4101-300
Meridian Digital Centrex Automatic Call Distribution General Description	297-4101-100
Meridian Digital Centrex Automatic Call Distribution Load Management	297-4101-102
Meridian Digital Centrex Automatic Call Distribution Man-Machine Interface and Feature Implementation	297-4101-310
Meridian Digital Centrex Automatic Call Distribution Management Information System	297-4101-103
Meridian Digital Centrex Automatic Call Distribution Management Reports Data Stream Interface	297-4101-101
Meridian Digital Centrex Automatic Call Distribution-MAX 3.5 Master Index	297-2081-001
Meridian Digital Centrex Base Packet	100MDC17
Meridian Digital Centrex Customer Data Change User Guide	297-2061-313
Meridian Digital Centrex Customer Data Schema	297-2001-451
Meridian Digital Centrex Customer Local Area Signaling Services Maintenance Guide	297-2091-500
Meridian Digital Centrex Customer Local Area Signaling Services NTP Packet	100PKT34
Meridian Digital Centrex Data Engineering Guide	297-2001-450
Meridian Digital Centrex Features	TDM-2001-002
Meridian Digital Centrex Features Description	297-2001-103

Table 3-1 Canceled or discontinued document title to document cross-reference (Sheet 17 of 34)

Canceled or discontinued document or packet title	Canceled doc. or packet number
Meridian Digital Centrex Multiple Call Forwarding Feature Guide	297-9001-200
Meridian Digital Centrex NT1 and S/T Bus Installation Guidelines	297-2451-207
Meridian Digital Centrex Translations Guide	297-2001-350
Meridian Digital Centrex Translations Guide	297-2001-351
Meridian SL-100 Administration Guide	555-2001-320
Meridian SL-100 Advanced Reference Guide	555-2001-220
Meridian SL-100 Basic Reference Guide	555-2001-120
Message Switch Maintenance Reference Manual	297-5001-522
Military Call Detail Record Reference Manual	555-4011-119
Military PBX Customer Data Schema	297-2151-451
Military System Customer Data Schema	297-2141-451
Modular Documentation System	297-1001-112
Modular Documentation System	297-1001-112N
MS-1 Teleconferencing System Administration Guide	203-2001-301
MS-1 Teleconferencing System Alarm Clearing and Trouble Shooting Procedures	203-2001-501
MS-1 Teleconferencing System Attendant Guide	203-2001-302
MS-1 Teleconferencing System Gateway Attendant Guide	203-2001-303
MS-1 Teleconferencing System Index	555-6011-001
MS-1 Teleconferencing System Logs Reference Manual	203-2001-809
MS-1 Teleconferencing System MDI Programmer's Reference Guide	203-2001-304
MS-1 Teleconferencing System Planning and Engineering Guide	203-2001-101
MS-1 Teleconferencing System Product Guide	203-2001-011
MS-1 Teleconferencing System RAPI Programmer's Reference Manual	203-2001-305
MS-1 Teleconferencing System Reservation and Billing Service Operator Procedures	555-6011-304
MS-1 Teleconferencing System Routine Maintenance Procedures	203-2001-502
Multiprotocol Controller General Description	297-1001-139

Table 3-1 Canceled or discontinued document title to document cross-reference (Sheet 18 of 34)

Canceled or discontinued document or packet title	Canceled doc. or packet number
Multiprotocol Controller Product Guide	297-1001-015
National Integrated Services Digital Network-1 Feature Provisioning Guide	PLN-2401-001
Network Automatic Call Distribution Administration Guide	297-2081-305
Network Automatic Call Distribution Maintenance Guide	297-2081-505
Network Automatic Call Distribution Packet	100PKT30
Network Automatic Call Distribution Planning and Engineering	297-2081-105
Network Description Types NT0X48 and NT5X13	297-1001-102
Network Facility Access Information Engineering and Translations Guide	297-5151-352
Network Management Product Guide	297-1041-010
Network Modules Alarm Analysis and Card Replacement	297-1001-557
Network Modules Maintenance and Man Machine Interface Reference	297-1001-514
Network Operations Systems Business Network Management A Guide to DNC Logs and Alarms	450-1021-511
Network Operations Systems Business Network Management BNM Specific Log Messages and Maintenance	450-1021-511A
Network Operations Systems Business Network Management Data Forms	450-1021-454
Network Operations Systems Business Network Management DNC-50: BNM Related Datafill for DMS-100	450-1021-353
Network Operations Systems Business Network Management DNC-100: Administration	450-1021-312
Network Operations Systems Business Network Management DNC-100: System Data	450-1021-152
Network Operations Systems Business Network Management DNC-500: BNM Related Datafill for DMS-100	450-1021-351
Network Operations Systems Business Network Management DNC-500 End-User and DNC-100: Features Description	450-1021-102A
Network Operations Systems Business Network Management DNC-500 End-User and DNC-100: Station Administration Features Description	450-1021-102
Network Operations Systems Business Network Management DNC-500 End-User and DNC-100: Station Administration Operations, Appendix 1	450-1021-312A
Network Operations Systems Business Network Management DNC-500: End-User Index of Publications	450-1021-002

Table 3-1 Canceled or discontinued document title to document cross-reference (Sheet 19 of 34)

Canceled or discontinued document or packet title	Canceled doc. or packet number
Network Operations Systems Business Network Management DNC-500: Features Description	450-1021-101
Network Operations Systems Business Network Management DNC-500: Index of Publications	450-1021-001
Network Operations Systems Business Network Management DNC-500 Operations	450-1021-311
Network Operations Systems Business Network Management DNC-500 Operations (Station Administration)	450-1021-311A
Network Operations Systems Business Network Management DNC-500: Station Administration Features Description	450-1021-101A
Network Operations Systems Business Network Management DNC-500: System Data	450-1021-151
Network Operations Systems Business Network Management Integrated Services Digital Network Loop Maintenance Operating System (through CRAS) Interface	450-1021-141
Network Operations Systems Business Network Management OSS Automatic System Administration Changes Update	450-1021-142
Network Operations Systems Business Network Management Station Message Detail Recording Interface Specification	450-1021-181
Network Operations Systems Business Network Management Switch/PBX Poller: Administration and Operation	450-1021-331
Network Operations Systems Business Network Management Switch/PBX Poller: Description	450-1021-131
Network Operations Systems Dynamic Network Control-50,-100,-500 Systems Guide to DNC Logs and Alarms	450-1011-511
Network Operations Systems DNC-50,DNC-100, and DNC-500 Dynamic Network Control Systems Guide to Service Priority Classification Codes	450-1011-019
Network Operations Systems Dynamic Network Control-50,-100,-500 Provisioning Guide	450-1011-151
Network Operations Systems Dynamic Network Control-50,-100,-500 Site Records	450-1011-152
Network Operations Systems Dynamic Network Control-50,-100,-500 Systems Guide to Extended	450-1011-505
Network Operations Systems Station Detail Server DNC-50: Index of Publications	450-1021-003

Table 3-1 Canceled or discontinued document title to document cross-reference (Sheet 20 of 34)

Canceled or discontinued document or packet title	Canceled doc. or packet number
Network Test System Controller Installation Guide	450-1071-503
Network Test System Controller Reports Dispersal Guide	450-1071-505
Network Test System Controller System Administration Guide	450-1071-504
Network Test System Controller Tester's Guide	450-1071-500
Non-menu Commands Reference Manual	297-1001-820
NT-ACCESS User Reference	NTACCESS
NT40 Alarm and Performance Monitoring	297-5601-543
NT40 Card Replacement Procedures	297-5601-547
NT40 Central Control Complex Description	297-1001-101
NT40 Central Control Maintenance Alarm Analysis and Card Replacement	297-1001-555
NT40 Central Control Maintenance Man-Machine Interface Description	297-1001-512
NT40 Central Control Maintenance Procedures	297-1001-554
NT40 Emergency Procedures	297-1001-502
NT40 Patching Procedures	297-1001-540
NT40 Recovery Procedures	297-5601-545
NT40 Routine Maintenance Procedures	297-5601-546
NT40 Trouble Locating and Clearing Procedures	297-5601-544
NT5X64 Series Communication Modules Description, Ordering Information, Installation, Operation, and Maintenance	297-1001-157
Office Parameters Reference Manual	297-1001-455
One Night Process Software Delivery Procedures	297-1001-303
One release only by specific customer request, replaced by 297-8021-xxx	297-8421-XXX
Operational Measurements Reference Manual	297-1001-320
Operational Measurements Reference Manual	297-1001-114
Operational Measurements Bulletin	297-1001-814B
Operational Measurements Bulletin	OMBULLETIN
Operational Measurements Man-Machine Interface	297-1001-518
Operational Measurements Output Reports and Logs Guide	297-1001-117

Table 3-1 Canceled or discontinued document title to document cross-reference (Sheet 21 of 34)

Canceled or discontinued document or packet title	Canceled doc. or packet number
Operational Measurements Reference Manual	297-1001-814
Operational Measurements Reference Manual Supplement	297-1001-114S
Operational Measurements Update	297-1001-814U
Operational Measurements Update Package	297-1001-114U
Operator Services Administration Guide	297-2261-320
Operator Services Translations Guide	297-2261-350
Outside Plant Access Cabinet Administration Guide	297-2702-320
Outside Plant Access Cabinet Alarm and Performance Monitoring Procedures	297-2702-521
Outside Plant Access Cabinet Card Replacement Procedures	297-2702-525
Outside Plant Access Cabinet Maintenance Guide	297-2702-520
Outside Plant Access Cabinet Planning and Engineering Guide	297-2702-155
Outside Plant Access Cabinet Product Guide	297-2702-010
Outside Plant Access Cabinet Recovery Procedures	297-2702-522
Outside Plant Access Cabinet Translations Guide	297-2702-350
Outside Plant Module Cabinet (NT8X10AA) Description, Installation, and Maintenance	297-2101-200
Outside Plant Module General Description	297-2171-103
Outside Plant Module General Description	297-2101-103
Outside Plant Module NT8X01AA and NT8X01BA Description, Installation, and Maintenance Manual	297-2171-200
Packaged Switch System Description	297-1211-100
Packet Handler Maintenance Guide	297-2431-564
Packet Handler Operations, Administration, and Maintenance Guide	297-2431-105
Packet Handler Product Guide	297-2431-020
Packet Handler Provisioning Guide	297-2431-320
Packet Handler Translations Guide	297-2431-370
PCM30 Line Drawer Planning, Engineering, and Administration Guide	297-2101-114

Table 3-1 Canceled or discontinued document title to document cross-reference (Sheet 22 of 34)

Canceled or discontinued document or packet title	Canceled doc. or packet number
PCM30 Line Drawer Planning, Engineering, and Administration Guide	297-2101-115
Pending Order Subsystem Reference Manual	297-1001-126
Performance Oriented Practices Users Guide	297-1001-040
Peripheral Emergency Recovery Procedures	297-1001-561
Peripheral Modules	297-1001-103
Peripheral Modules Alarm Analysis and Card Replacement Maintenance Guide	297-1001-558
Peripheral Modules Maintenance Reference Manual	297-1001-515
Peripheral Module Pretesting and Cutover Man-Machine Interface Description	297-1001-523
Peripheral Real Time Calculations	PRTCALC
Personal Computer Terminal Adapter to Mainframe Connection Prerequisites, Procedures, and Testing	297-2451-202
Personal Computer Terminal Adapter Operating Requirements, Installation, and Verification	297-2451-205
Power Distribution Center Description	297-1001-111
Product Documentation Directory	50003.15-94
Program Documentation Index	TID-1001-000
PROTEL Introduction Manual	TID-1001-005
PROTEL Reference Manual	TID-1001-006
Provisioning Guide	297-1001-450
REAL QUICK	REAL-QUICK
Release Document	PLN-1001-004
Remote Line Concentrating Module/Outside Plant Module Administration Guide	297-2701-320
Remote Line Concentrating Module/Outside Plant Module Alarm and Performance Monitoring Procedures	297-2701-521
Remote Line Concentrating Module/Outside Plant Module Card Replacement Procedures	297-2701-525
Remote Line Concentrating Module/Outside Plant Module Maintenance Guide	297-2701-520

Table 3-1 Canceled or discontinued document title to document cross-reference (Sheet 23 of 34)

Canceled or discontinued document or packet title	Canceled doc. or packet number
Remote Line Concentrating Module/Outside Plant Module Maintenance Manual	297-8201-550
Remote Line Concentrating Module/Outside Plant Module Maintenance NTP Packet	100PKT37MN
Remote Line Concentrating Module/Outside Plant Module Planning and Engineering Guide	297-2701-155
Remote Line Concentrating Module/Outside Plant Module Product Guide	297-2701-010
Remote Line Concentrating Module/Outside Plant Module Recovery Procedures	297-2701-522
Remote Line Concentrating Module/Outside Plant Module Routine Maintenance Procedures	297-2701-523
Remote Line Concentrating Module/Outside Plant Module Translations Guide	297-2701-350
Remote Switching Center Administration Guide	297-2711-320
Remote Switching Center Alarm and Performance Monitoring Procedures	297-2711-521
Remote Switching Center Card Replacement Procedures	297-2711-525
Remote Switching Center General Description	297-2101-104
Remote Switching Center Maintenance Guide	297-2711-520
Remote Switching Center Maintenance NTP Packet	100PKT38MN
Remote Switching Center Planning and Engineering Guide	297-2711-155
Remote Switching Center Product Guide	297-2711-010
Remote Switching Center Recovery Procedures	297-2711-522
Remote Switching Center Routine Maintenance Procedures	297-2711-523
Remote Switching Center Synchronous Optical Network Administration Guide	297-2761-320
Remote Switching Center Synchronous Optical Network Alarm and Performance Monitoring Procedures	297-2761-521
Remote Switching Center Synchronous Optical Network Card Replacement Procedures	297-2761-525
Remote Switching Center Synchronous Optical Network Maintenance Guide	297-2761-520
Remote Switching Center Synchronous Optical Network Planning and Engineering Guide	297-2761-155
Remote Switching Center Synchronous Optical Network Product Guide	297-2761-010

Table 3-1 Canceled or discontinued document title to document cross-reference (Sheet 24 of 34)

Cancelled or discontinued document or packet title	Cancelled doc. or packet number
Remote Switching Center Synchronous Optical Network Recovery Procedures	297-2761-522
Remote Switching Center Synchronous Optical Network Routine Maintenance Procedures	297-2761-523
Remote Switching Center Synchronous Optical Network Translations Guide	297-2761-350
Remote Switching Center Translations Guide	297-2711-350
Remote Switching Center with Integrated Services Digital Network Administration	297-2101-321
Remote Switching Center with Integrated Services Digital Network Maintenance	297-2101-551
Remote Switching Center with Integrated Services Digital Network NTPs	100PKT28
Remote Switching Center with Integrated Services Digital Network Planning and Engineering Guide	297-2101-151
Remote Switching Center with Integrated Services Digital Network Product Guide	297-2101-010
Remote Switching Center with Integrated Services Digital Network Translation Description Manual	297-2101-351
Residential Enhanced Services	297-1401-100
Residential Services Administration Guide	297-1401-300
Residential Services Alarm and Performance Monitoring Procedures	297-1401-501
Residential Services Card Replacement Procedures	297-1401-500
Residential Services Maintenance Guide	297-1401-503
Residential Services Maintenance NTP Packet	100PKT25MN
Residential Services NTP Packet	100PKT25
Residential Services Planning and Engineering Guide	297-1401-110
Residential Services Product Guide	297-1401-010
Residential Services Trouble Locating and Clearing Procedures	297-1401-502
Residential Services Transaction Capability Application Part Message Planning and Engineering Manual	297-1401-140
Residential Services Translations Guide	297-1401-350
Routine Procedures	297-1001-553

Table 3-1 Canceled or discontinued document title to document cross-reference (Sheet 25 of 34)

Canceled or discontinued document or packet title	Canceled doc. or packet number
SCOPEDIAL Output Reports Manual	297-2141-510
Service Analysis	297-1001-471
Service Guide	297-9101-834
Service Order and Query System Reference Manual	297-2101-310
Service Priority Classification Description	297-0201-019
SERVORD Digest	TAM-1001-010
SERVORD Service Order and Query Systems Reference Manual	297-2101-808
SERVORD Bulletin	297-2101-808B
Signaling Transfer Point Release Document (BCS33)	LD203052
Signaling Transfer Point Release Document (BCS35)	LD203058
Simplified Message Desk Interface Set up and Operation	297-2001-104
Small Remote Unit Administration Guide	297-2781-300
Small Remote Unit Planning and Engineering Guide	297-2781-100
Small Remote Unit Product Guide	297-2781-010
Small Remote Unit Translations Guide	297-2781-350
Software Delivery Planning and Provisioning	297-0201-021
Software Package to Data Cross-Reference Guide	297-1001-456
SOS Loader Reference Manual	TID-1001-002
Sprint DMS-Signaling Transfer Point Release Document	STP33SPR
Station Message Detail Recording Reference Manual	297-2001-119
Subscriber Carrier MIS Interface to the SLC-96 Remote Terminals Maintenance NTP Packet	100PKT39MN
Subscriber Carrier Module-100 Access Administration Guide	297-2741-320
Subscriber Carrier Module-100 Access Alarm and Performance Monitoring Procedures	297-2741-521
Subscriber Carrier Module-100 Access Card Replacement Procedures	297-2741-525
Subscriber Carrier Module-100 Access Maintenance Guide	297-2741-520
Subscriber Carrier Module-100 Access Planning and Engineering Guide	297-2741-155

3-134 Cancelled or discontinued document alphabetic cross-reference

Table 3-1 Canceled or discontinued document title to document cross-reference (Sheet 26 of 34)

Canceled or discontinued document or packet title	Canceled doc. or packet number
Subscriber Carrier Module-100 Access Product Guide	297-2741-010
Subscriber Carrier Module-100 Access Recovery Procedures	297-2741-522
Subscriber Carrier Module-100 Access Routine Maintenance Procedures	297-2741-523
Subscriber Carrier Module-100 Access Translations Guide	297-2741-350
Subscriber Carrier Module-100R General Description	297-1001-064
Subscriber Carrier Module-100S Administration Guide	297-2721-320
Subscriber Carrier Module-100S Alarm and Performance Monitoring Procedures	297-2721-521
Subscriber Carrier Module-100S Card Replacement Procedures	297-2721-525
Subscriber Carrier Module-100S Maintenance Guide	297-2721-520
Subscriber Carrier Module-100S Planning and Engineering Guide	297-2721-155
Subscriber Carrier Module-100S Product Guide	297-2721-010
Subscriber Carrier Module-100S Recovery Procedures	297-2721-522
Subscriber Carrier Module-100S Remote Administration Guide	297-2771-320
Subscriber Carrier Module-100S Remote Alarm and Performance Monitoring Procedures	297-2771-521
Subscriber Carrier Module-100S Remote Card Replacement Procedures	297-2771-525
Subscriber Carrier Module-100S Remote Maintenance Guide	297-2771-520
Subscriber Carrier Module-100S Remote Planning and Engineering Guide	297-2771-155
Subscriber Carrier Module-100S Remote Product Guide	297-2771-010
Subscriber Carrier Module-100S Remote Recovery Procedures	297-2771-522
Subscriber Carrier Module-100S Remote Routine Maintenance Procedures	297-2771-523
Subscriber Carrier Module-100S Remote Translations Guide	297-2771-350
Subscriber Carrier Module-100S Routine Maintenance Procedures	297-2721-523
Subscriber Carrier Module-100S Translations Guide	297-2721-350
Subscriber Carrier Module-100 Urban Administration Guide	297-2731-320
Subscriber Carrier Module-100 Urban Alarm Clearing and Performance Monitoring Procedures	297-2731-521
Subscriber Carrier Module-100 Urban Card Replacement Procedures	297-2731-525

Table 3-1 Canceled or discontinued document title to document cross-reference (Sheet 27 of 34)

Canceled or discontinued document or packet title	Canceled doc. or packet number
Subscriber Carrier Module-100 Urban General Description	297-1001-066
Subscriber Carrier Module-100 Urban Maintenance Guide	297-2731-520
Subscriber Carrier Module-100 Urban Maintenance and User Guide	297-1001-532
Subscriber Carrier Module-100 Urban Planning and Engineering Guide	297-2731-155
Subscriber Carrier Module-100 Urban Product Guide	297-2731-010
Subscriber Carrier Module-100 Urban Recovery Procedures	297-2731-522
Subscriber Carrier Module-100 Urban Routine Procedures	297-2731-523
Subscriber Carrier Module-100 Urban Translations Guide	297-2731-350
Subscriber Services Administration Guide	297-1421-300
Subscriber Services Alarm and Performance Monitoring Procedures	297-1421-501
Subscriber Services Card Replacement Procedures	297-1421-500
Subscriber Services Planning and Engineering Guide	297-1421-110
Subscriber Services Product Guide	297-1421-010
SuperNode Service Switching Point/Signaling Maintenance Guide	297-5121-501
Subscriber Services Translations Guide	297-1421-350
Subscriber Services Trouble Locating and Clearing Procedures	297-1421-502
SuperNode Alarm and Performance Monitoring Procedures	297-5001-543
SuperNode Card Replacement Procedures	297-5001-547
SuperNode Common Channel Signaling 7 Product Guide	297-5151-010
SuperNode Common Channel Signaling 7 Services Guide	297-5151-020
SuperNode Common Channel Signaling 7 Translations Guide	297-5151-350
SuperNode Computing Module Alarm Analysis and Card Replacement Guide	297-5001-502
SuperNode Conversion Procedures	297-0201-020
SuperNode Data Manager User Guide Enhanced Terminal Access	297-5061-904
SuperNode Data Manager User Guide Exception Reporting	297-5061-912
SuperNode Data Manager User Guide Secure File Transfer	297-5061-913
SuperNode DataSPAN Frame Relay Service Administration Guide	297-5111-301
SuperNode DataSPAN Frame Relay Service Planning and Engineering Guide	297-5111-101

Table 3-1 Canceled or discontinued document title to document cross-reference (Sheet 28 of 34)

Canceled or discontinued document or packet title	Canceled doc. or packet number
SuperNode DataSPAN Frame Relay Service Product Guide	297-5111-010
SuperNode Dialable Wideband Services Product Guide	297-2461-010
SuperNode Emergency Procedures Performance Oriented Practice	297-5001-501
SuperNode Enhanced Network Administration Guide	297-5001-301
SuperNode Enhanced Network Maintenance Reference Manual	297-5001-524
SuperNode Maintenance Guide	297-5001-505
SuperNode Message Switch Alarm Analysis and Card Replacement Guide	297-5001-503
SuperNode Overview and Documentation Guide	297-5001-100
SuperNode Patching Procedures	297-5001-540
SuperNode Product Guide	297-5001-010
SuperNode Recovery Procedures	297-5001-545
SuperNode Routine Maintenance Procedures Guide	297-5001-508
SuperNode Routine Maintenance Procedures	297-5001-546
SuperNode Service Control Point II Administration Guide	297-5131-301
SuperNode Service Control Point II Alarm and Performance Monitoring Procedures	297-5131-543
SuperNode Service Control Point II Card Replacement Procedures	297-5131-547
SuperNode Service Control Point II Maintenance Guide	297-5131-541
SuperNode Service Control Point II Planning and Engineering Guide	297-5131-101
SuperNode Service Control Point II Recovery Procedures	297-5131-545
SuperNode Service Control Point II Routine Maintenance Procedures	297-5131-546
SuperNode Service Control Point II Trouble Locating and Clearing Procedures	297-5131-544
SuperNode Service Switching Point/Signaling Point Maintenance Guide	297-5101-520
SuperNode Signal Engineering Alarm and Performance Monitoring Procedures	297-5301-543
SuperNode Signal Engineering Card Replacement Procedures	297-5301-547
SuperNode Signal Engineering Enhanced Network 16K Alarm Analysis and Card Replacement Procedures	297-5301-505

Table 3-1 Canceled or discontinued document title to document cross-reference (Sheet 29 of 34)

Canceled or discontinued document or packet title	Canceled doc. or packet number
SuperNode Signal Engineering Enhanced Network 16K Maintenance Reference Manual	297-5301-524
SuperNode Signal Engineering Product Guide	297-5301-010
SuperNode Signal Engineering Recovery Procedures	297-5301-545
SuperNode Signal Engineering Routine Maintenance Procedures	297-5301-546
SuperNode Signal Engineering Trouble Locating and Clearing Procedures	297-5301-544
SuperNode Signal Engineering Signaling Point/Service Switching Point Administration Guide	297-5321-301
SuperNode Signal Engineering Signaling Point/Service Switching Point Alarm and Performance Monitoring Procedures	297-5321-543
SuperNode Signal Engineering Signaling Point/Service Switching Point Card Replacement Procedures	297-5321-547
SuperNode Signal Engineering Signaling Point/Service Switching Point Recovery Procedures	297-5321-545
SuperNode Signal Engineering Signaling Point/Service Switching Point Routine Maintenance Procedures	297-5321-546
SuperNode Signal Engineering Signaling Point/Service Switching Point Trouble Locating and Clearing Procedures	297-5321-544
SuperNode Signal Engineering Signaling Point/Service Switching Point Planning and Engineering Guide	297-5321-101
SuperNode Signaling Point/Service Switching Point Administration Guide	297-5121-301
SuperNode Signaling Point/Service Switching Point Alarm and Performance Monitoring Procedures	297-5121-543
SuperNode Signaling Point/Service Switching Point Card Replacement Procedures	297-5121-547
SuperNode Signaling Point/Service Switching Point Maintenance Guide	297-5121-541
SuperNode Signaling Point/Service Switching Point Planning and Engineering Guide	297-5121-101
SuperNode Signaling Point/Service Switching Point Recovery Procedures	297-5121-545
SuperNode Signaling Point/Service Switching Point Routine Maintenance Procedures	297-5121-546
SuperNode Signaling Point/Service Switching Point Trouble Locating and Clearing Procedures	297-5121-544

Table 3-1 Canceled or discontinued document title to document cross-reference (Sheet 30 of 34)

Canceled or discontinued document or packet title	Canceled doc. or packet number
SuperNode Signaling Transfer Point Administration Guide	297-5101-301
SuperNode Signaling Transfer Point Alarm and Performance Monitoring Procedures	297-5101-543
SuperNode Signaling Transfer Point Card Replacement Procedures	297-5101-547
SuperNode Signaling Transfer Point Commands Reference Manual	297-8101-501
SuperNode Signaling Transfer Point Customer Data Schema	297-5101-451
SuperNode Signaling Transfer Point Description and Documentation Guide	297-5101-100
SuperNode Signaling Transfer Point DMS-STP SEAS Interface Reference Manual	297-5101-104
SuperNode Signaling Transfer Point Maintenance Guide	297-5101-501
SuperNode Signaling Transfer Point Maintenance Guide	297-5101-541
SuperNode Signaling Transfer Point Operations, Administration, and Maintenance Manual	297-5101-102
SuperNode Signaling Transfer Point Planning and Engineering Guide	297-5101-101
SuperNode Signaling Transfer Point Recovery Procedures	297-5101-545
SuperNode Signaling Transfer Point Routine Maintenance Procedures	297-5101-546
SuperNode Signaling Transfer Point Signaling, Engineering, and Administration System Reference Manual	297-5101-020
Supernode Signaling Transfer Point Software to Data Cross-Reference Guide	297-8211-856
SuperNode Signaling Transfer Point Trouble Locating and Clearing Procedures	297-5101-544
SuperNode Signaling Transfer Point /Service Switching Point Integrated Node Administration Guide	297-5141-301
SuperNode Signaling Transfer Point /Service Switching Point Integrated Node Alarm and Performance Monitoring Procedures	297-5141-543
SuperNode Signaling Transfer Point /Service Switching Point Integrated Node Card Replacement Procedures	297-5141-547
SuperNode Signaling Transfer Point /Service Switching Point Integrated Node Planning and Engineering Guide	297-5141-101
SuperNode Signaling Transfer Point /Service Switching Point Integrated Node Recovery Procedures	297-5141-545

Table 3-1 Canceled or discontinued document title to document cross-reference (Sheet 31 of 34)

Canceled or discontinued document or packet title	Canceled doc. or packet number
SuperNode Signaling Transfer Point /Service Switching Point Integrated Node Routine Procedures	297-5141-546
SuperNode Signaling Transfer Point/Service Switching Point Trouble Locating and Clearing Procedures	297-5141-544
SuperNode Trouble Locating and Clearing Procedures	297-5001-544
System Load Module Maintenance Performance Oriented Practice	297-5001-504
System Load Module Maintenance Reference Manual	297-5001-523
System Performance Specifications	297-1001-180
T2317 Digital Telephone Installation, Operation, and Trouble Locating	297-2451-200
T2317 Telephone Set User Guide	297-2451-951
Table Editor Reference Manual	297-1001-310
Translations Description Manual Index of Documents	TDM-1001-000
Translations Description Manual Volume Contents	TDM-1001-999
Technical Support Request Procedures	297-1001-021
Testing and Acceptance for Initial Installations	297-1001-250
Toll Customer Data Schema	297-2201-451
Traffic Operator Position System 04 Planning and Engineering NTP Packet	100PKT10PE
Traffic Operator Position System Alarm and Performance Monitoring Procedures (Stand-alone Global)	297-8401-543
Traffic Operator Position System Automatic Message Accounting Bulletin (Stand-alone Global)	297-8401-830B
Traffic Operator Position System Card Replacement Procedures (Stand-alone Global)	297-8401-547
Traffic Operator Position System Engineering Reference Manual	297-2281-750
Traffic Operator Position System Intelligent Work Station NT DA Force Management Guide	297-2251-311
Traffic Operator Position System Intelligent Work Station Product Description/Technical Specification	297-2251-001
Traffic Operator Position System Intelligent Work Station Proprietary Calling Card Customer Agent Guide	297-2251-303

Table 3-1 Canceled or discontinued document title to document cross-reference (Sheet 32 of 34)

Canceled or discontinued document or packet title	Canceled doc. or packet number
Traffic Operator Position System Log Reports Reference Manual (Stand-alone Global)	297-8401-840
Traffic Operator Position System Message Switch Manual	297-2261-500
Traffic Operator Position System Multipurpose Administration Guide	297-2281-320
Traffic Operator Position System Multipurpose Alarm and Performance Monitoring Procedures	297-2281-521
Traffic Operator Position System Multipurpose Card Replacement Procedures	297-2281-525
Traffic Operator Position System Multipurpose Extended Administration Guide	297-2291-320
Traffic Operator Position System Multipurpose Extended Alarm and Performance Monitoring Procedures	297-2291-521
Traffic Operator Position System Multipurpose Extended Card Replacement Procedures	297-2291-525
Traffic Operator Position System Multipurpose Extended-Intelligent Work Station OA and IBM DA Force Management Guide	297-2251-310
Traffic Operator Position System Multipurpose Extended-Intelligent Work Station IBM DA Operator Guide	297-2251-300
Traffic Operator Position System Multipurpose Extended-Intelligent Work Station Product Description/Technical Specification (IBM DA Supplement)	297-2251-003
Traffic Operator Position System Multipurpose Extended Maintenance Guide	297-2291-524
Traffic Operator Position System Multipurpose Extended NT DA Planning and Engineering Guide	297-2291-154
Traffic Operator Position System Multipurpose Extended NT DA Product Guide	297-2291-011
Traffic Operator Position System Multipurpose Extended Planning and Engineering Guide	297-2291-155
Traffic Operator Position System Multipurpose Extended Product Guide	297-2291-010
Traffic Operator Position System Multipurpose Extended Recovery Procedures	297-2291-522
Traffic Operator Position System Multipurpose Extended Routine Maintenance Procedures	297-2291-523
Traffic Operator Position System Multipurpose Extended Translations Description Manual	297-2291-350

Table 3-1 Canceled or discontinued document title to document cross-reference (Sheet 33 of 34)

Canceled or discontinued document or packet title	Canceled doc. or packet number
Traffic Operator Position System Multipurpose Extended Trouble Locating and Clearing Procedures	297-2291-520
Traffic Operator Position System Multipurpose General Description	297-2281-100
Traffic Operator Position System Multipurpose General Description	297-2281-250
Traffic Operator Position System Multipurpose Maintenance Guide	297-2281-520
Traffic Operator Position System Multipurpose Maintenance Reference Manual	297-2281-516
Traffic Operator Position System Multipurpose Planning and Engineering Guide	297-2281-155
Traffic Operator Position System Multipurpose Recovery Procedures	297-2281-524
Traffic Operator Position System Multipurpose Routine Maintenance Procedures	297-2281-523
Traffic Operator Position System Multipurpose Trouble Locating and Clearing Procedures	297-2281-522
Traffic Operator Position System Office Parameters Reference Manual (Stand-alone Global)	297-8401-855
Traffic Operator Position System Operational Measurements Reference Manual (Stand-alone Global)	297-8401-814
Traffic Operator Position System PM RELDOC 3	PM RELDOC 3
Traffic Operator Position System Recovery Procedures (Stand-alone Global)	297-8401-545
Traffic Operator Position System Routine Maintenance Procedures (Stand-alone Global)	297-8401-546
Traffic Operator Position System Trouble Locating and Clearing Procedures (Stand-alone Global)	297-8401-544
Traffic Operator Position System Translations Guide (Stand-alone Global)	297-8401-350
Traffic Operator Position System Translations	TDM-2271-001
Traffic Operator Position System Voice Service Node Features Description	450-1301-101
Traffic Operator Position System Voice Service Node Installation Planning Guide	450-1011-200
Traffic Separation Measurement System Packet	GFDPKT6
Traffic Separation Administration Guide	297-1001-321
Traffic Synopsis	TAM-1001-006

Table 3-1 Canceled or discontinued document title to document cross-reference (Sheet 34 of 34)

Cancelled or discontinued document or packet title	Cancelled doc. or packet number
Translation and Routing Verification User Guide	TAM-1001-002
Trunks Maintenance Reference Manual	297-1001-516
Trunks, Subsystem Alarm Analysis, Testing, and Card Replacement Procedures	297-1001-501
Usage Sensitive Service Guide	297-9101-833
Universal Translations Guide	297-1001-353
XPM Assembler User's Manual	TID-1001-009
XPM Pascal Manual	TID-1001-010

4 Cancelled or discontinued document numeric cross-reference

The following table numerically lists cancelled or discontinued document numbers and their associated document titles.

Table 4-1 Cancelled or discontinued document number to document title cross-reference (Sheet 1 of 34)

Cancelled doc or packet number	Cancelled or discontinued document or packet title
100LOCAL	DMS-100 Local NTPs
100MDC	DMS-100 MDC Information Packet
100MDC17	MDC Base Packet
100MDC18	ACD/NACD Packet
100MOMPKT	Maintenance and Operations Manual
100PKT	
100PKT2	DMS-100 Family Common Operating Procedures
100PKT3	DMS-100 Output Reports Manual
100PKT7	Circuit Switched Data Service
100PKT10PE	Traffic Operator Position System 04 Planning and Engineering NTP Packet
100PKT15	DNC-100/500 BNM NTPs
100PKT16	DNC 100/200 Transport Services Management
100PKT18	Large Business Remote/Dynamic Network Controller
100PKT22A	DMS-STP BCS NTPs
100PKT23	Automatic Call Distribution Management Information System NTP Packet
100PKT24	ACD/NACD/MIS NTP Packet
100PKT25	Residential Services NTP Packet
100PKT25MN	Residential Services Maintenance NTP Packet
100PKT28	RSC with ISDN NTPs
100PKT30	NACD Packet
100PKT34	MDC Customer Local Area Signaling Services NTP Packet

Table 4-1 Cancelled or discontinued document number to document title cross-reference (Sheet 2 of 34)

Cancelled doc or packet number	Cancelled or discontinued document or packet title
100PKT37MN	Remote Line Concentrating Module/Outside Plant Module Maintenance NTP Packet
100PKT38MN	Remote Switching Center Maintenance NTP Packet
100PKT39MN	Subscriber Carrier MIS Interface to the SLC-96 Remote Terminals Maintenance NTP Packet
100PKT60	Integrated Services Digital Network Packet Handler
203-2001-011	MS-1 Teleconferencing System Product Guide
203-2001-101	MS-1 Teleconferencing System Planning and Engineering Guide
203-2001-301	MS-1 Teleconferencing System Administration Guide
203-2001-302	MS-1 Teleconferencing System Attendant Guide
203-2001-303	MS-1 Teleconferencing System Gateway Attendant Guide
203-2001-304	MS-1 Teleconferencing System MDI Programmer's Reference Guide
203-2001-305	MS-1 Teleconferencing System RAPI Programmer's Reference Manual
203-2001-501	MS-1 Teleconferencing System Alarm and Troubleshooting Procedures
203-2001-502	MS-1 Teleconferencing System Routine Maintenance Procedures
203-2001-809	MS-1 Teleconferencing System Logs Reference Manual
297-0201-019	Service Priority Classification Description
297-0201-020	SuperNode Conversion Procedures
297-0201-021	Software Delivery Planning and Provisioning
297-0301-100	Cutover Conversion Services General Description
297-0301-300	Cutover Conversion Services Customer Method of Procedure
297-1001- ADAS	Lines, Trunks, and Peripherals ADAS Guide
297-1001-DMSMAI	Lines, Trunks, and Peripherals DMS-Mail Guide
297-1001-001	Master Index of Northern Telecom Publications
297-1001-002	NTP Cancellation Index
297-1001-011	Common Channel Signaling 7 Product Description
297-1001-012	Bellcore Format Automatic Message Accounting Product Guide
297-1001-013	Device Independent Recording Package Product Guide

Table 4-1 Cancelled or discontinued document number to document title cross-reference (Sheet 3 of 34)

Cancelled doc or packet number	Cancelled or discontinued document or packet title
297-1001-015	Multi-protocol Controller Product Guide
297-1001-018	CompuCALL Product Guide
297-1001-021	Technical Support Request Procedures
297-1001-035	EADAS Interface Product Guide
297-1001-040	Performance Oriented Practices Users Guide
297-1001-064	Subscriber Carrier Module 100R General Description
297-1001-066	Subscriber Carrier Module 100-Urban General Description
297-1001-100	System Description
297-1001-101	Central Control Complex Description
297-1001-102	Network Description Types NT0X48 and NT5X13
297-1001-103	Peripheral Modules
297-1001-104	Internal Message Handling
297-1001-108	CompuCALL Planning and Engineering Guide
297-1001-110	Maintenance and Administration Position Description
297-1001-111	Power Distribution Center Description
297-1001-112	Modular Documentation System
297-1001-112N	Documentation System
297-1001-113	Change Control Procedures
297-1001-114	Operational Measurements Reference Manual
297-1001-114S	Operational Measurement Supplement
297-1001-114U	Operational Measurement Update Package
297-1001-115	Data Modification Description Reference Manual
297-1001-117	Operational Measurements Output Reports and Logs Guide
297-1001-120N	Equipment Identification
297-1001-125	Glossary of Terms and Abbreviations Reference Manual
297-1001-126	Pending Order Subsystem Reference Manual
297-1001-128	Automatic Message Accounting Bellcore Format Guide

**Table 4-1 Cancelled or discontinued document number to document title cross-reference
(Sheet 4 of 34)**

Cancelled doc or packet number	Cancelled or discontinued document or packet title
297-1001-137	Common Channel Signaling (CCIS6 and CCITT6) System Description
297-1001-138	Distributed Processing Peripheral Reference Manual
297-1001-139	Multiprotocol Controller General Description
297-1001-141	Common Channel Signaling 7 Description
297-1001-142	Application Processes Reference Manual
297-1001-145	EADAS Interface Planning and Engineering Guide
297-1001-150	Floor Plan Data
297-1001-151	Distribution Frame Layout
297-1001-154	Circuit Pack Sparing
297-1001-157	NT5X64 Series Communication Modules Description, Ordering Information, Installation, Operation, and Maintenance
297-1001-159	Distributed Processing Peripheral Data Compression Feature Product Guide
297-1001-160	Bellcore Format Automatic Message Accounting User Guide
297-1001-170	Capacity Engineering Manual
297-1001-175	Device Independent Recording Package Planning and Engineering Guide
297-1001-180	System Performance Specifications
297-1001-182	Bellcore Format Automatic Message Accounting Planning and Engineering Guide
297-1001-250	Testing and Acceptance for Initial Installations
297-1001-301	BCS Software Application Procedures
297-1001-302	SuperNode Conversion Procedures
297-1001-303	One-Night Process and Hybrid Software Delivery Procedures
297-1001-308	CompuCALL Administration Guide
297-1001-310	Table Editor Reference Manual
297-1001-311	Distributed Processing Peripheral User Guide
297-1001-312	Device Independent Recording Package User Guide
297-1001-316	Digital Recorded Announcement Machine Administration Guide
297-1001-320	Operational Measurements Reference Manual

**Table 4-1 Cancelled or discontinued document number to document title cross-reference
(Sheet 5 of 34)**

Cancelled doc or packet number	Cancelled or discontinued document or packet title
297-1001-321	Traffic Separation Administration Guide
297-1001-332	Distributed Processing Peripheral Commands Quick Guide
297-1001-335	EADAS Interface Administration Guide
297-1001-340	Automatic Message Accounting Northern Telecom to Bellcore Format Conversion Guide
297-1001-341	Bellcore Format Automatic Message Accounting Administration Guide
297-1001-351	EADAS Interface Translations Guide
297-1001-353	Universal Translations Guide
297-1001-356	Device Independent Recording Package Translations Guide
297-1001-358	CompuCALL Translations Guide
297-1001-362	Core Translations Guide
297-1001-364	Greenblade Office Record
297-1001-365	Bellcore Format Automatic Message Accounting Translations Guide
297-1001-450	Provisioning Guide
297-1001-451	Customer Data Schema
297-1001-451M	MCI Customer Data Schema
297-1001-454	Customer Data Schema Input Forms
297-1001-455	Office Parameters Reference Manual
297-1001-456	Software Package to Data Cross-Reference Guide
297-1001-471	Service Analysis
297-1001-500	Index to Maintenance Procedures Document
297-1001-501	Trunks, Subsystem Alarm Analysis, Testing, and Card Replacement Procedures
297-1001-502	NT-40 Emergency Procedures
297-1001-508	CompuCALL Maintenance Guide
297-1001-509	Commands Reference Manual
297-1001-509S	Commands Reference Manual Supplement
297-1001-510	Logs Reference Manual

Table 4-1 Cancelled or discontinued document number to document title cross-reference (Sheet 6 of 34)

Cancelled doc or packet number	Cancelled or discontinued document or packet title
297-1001-511	Central Control Man-Machine Interface Reference Manual
297-1001-512	NT40 Central Message Controller Man-Machine Interface Description
297-1001-513	Input/Output Devices Man-Machine Interface Description
297-1001-514	Network Modules Maintenance and Man-Machine Interface Reference
297-1001-515	Peripheral Modules Maintenance Reference Manual
297-1001-516	Trunks Maintenance Reference Manual
297-1001-517	External Alarms Man Machine Interface Description
297-1001-518	Operational Measurements Man Machine Interface
297-1001-519	Call processing Display Subsystem Reference Manual
297-1001-523	Peripheral Module Pretesting and Cutover Man-Machine Interface Description
297-1001-528	Common Channel Signaling System CCIS6 Maintenance Reference Manual
297-1001-529	Distributed Processing Peripheral Maintenance Reference Manual
297-1001-532	Subscriber Carrier Module-100 Urban Maintenance and User Guide
297-1001-536	Distributed Processing Peripheral Card Replacement Guide
297-1001-537	Distributed Processing Peripheral Recovery and Routine Maintenance Procedures
297-1001-538	CompuCALL Trouble Locating and Clearing Procedures
297-1001-540	NT40 Patching Procedures
297-1001-543	Distributed Processing Peripheral Alarm and Performance Monitoring Guide
297-1001-548	CompuCALL Recovery Procedures
297-1001-551	Distributed Processing Peripheral Performance Oriented Practice
297-1001-552	Acceptance Procedures Performance Oriented Practice
297-1001-553	Routine Procedures
297-1001-554	NT40 Central Control Maintenance Procedures
297-1001-555	NT40 Central Message Controller Alarm Analysis and Card Replacement Procedures
297-1001-556	Input/Output Devices Subsystem Maintenance Procedures
297-1001-557	Network Modules Alarm Analysis and Card Replacement Procedures

**Table 4-1 Cancelled or discontinued document number to document title cross-reference
(Sheet 7 of 34)**

Cancelled doc or packet number	Cancelled or discontinued document or packet title
297-1001-558	Peripheral Modules Alarm Analysis and Card Replacement Maintenance Procedures
297-1001-559	Common Channel Signaling Alarm Analysis
297-1001-560	External Subsystem, Power, and Coding Unit Maintenance Procedures
297-1001-561	Peripheral Emergency Recovery Procedures
297-1001-562	Distributed Processing Peripheral Spares Rack Installation Guide
297-1001-565	Line Group Controller Maintenance Guide
297-1001-566	Line Trunk Controller Maintenance Guide
297-1001-567	Digital Trunk Controller Maintenance Guide
297-1001-571	Device Independent Recording Package Alarm Clearing Procedures
297-1001-572	Device Independent Recording Package Routine Maintenance Procedures
297-1001-573	Device Independent Recording Package Trouble Locating and Clearing Procedures
297-1001-574	Device Independent Recording Package Recovery Procedures
297-1001-577	Link Peripheral Processor Maintenance Update Procedures
297-1001-580	Lines, Trunks, and Peripherals Input/Output Devices Alarm and Performance Monitoring Procedures
297-1001-581	Lines, Trunks, and Peripherals ENET and Net Alarm and Performance Monitoring Procedures
297-1001-582	Lines, Trunks, and Peripherals Peripheral Modules Alarm and Performance Monitoring Procedures
297-1001-583	Lines, Trunks, and Peripherals External Subsystems Alarm and Performance Monitoring Procedures
297-1001-584	Lines, Trunks, and Peripherals Lines Alarm and Performance Monitoring Procedures
297-1001-585	Lines, Trunks, and Peripherals Trunks Alarm and Performance Monitoring Procedures
297-1001-586	Lines, Trunks, and Peripherals Trouble Locating and Clearing Procedures
297-1001-587	Lines, Trunks, and Peripherals Emergency Recovery Procedures
297-1001-588	Lines, Trunks, and Peripherals Routine Maintenance Procedures

Table 4-1 Cancelled or discontinued document number to document title cross-reference (Sheet 8 of 34)

Cancelled doc or packet number	Cancelled or discontinued document or packet title
297-1001-589	Lines, Trunks, and Peripherals Card Replacement Procedures
297-1001-801U	Feature Description Manual Reference Manual (Update)
297-1001-805	Hardware Description Manual Reference Manual
297-1001-814	Operational Measurements Reference Manual
297-1001-814B	Operational Measurements Bulletin
297-1001-814U	Operational Measurements Update
297-1001-820	Non-menu Commands Reference Manual
297-1001-821	Menu Commands Reference Manual
297-1001-840	Log Report Reference Manual
297-1001-841	Dynamically Controlled Routing Log Reports Reference Manual
297-1001-ADAS	Lines, Trunks, and Peripherals ADAS Guide
297-1001-DMSMAI	Lines, Trunks, and Peripherals DMS-Mail Guide
297-1041-010	Network Management Product Guide
297-1041-020	Billing Server Product Planning, Engineering, and Administration Guide
297-1041-352	Billing Server Translations Guide
297-1041-520	Billing Server Task and Maintenance Guide
297-1201-100	General Reference Manual
297-1211-100	Packaged Switch System Description
297-1401-010	Residential Services Product Guide
297-1401-100	Residential Enhanced Service
297-1401-101	Advanced Residential Services Enhanced Residential Features
297-1401-110	Residential Services Planning and Engineering Guide
297-1401-120	Customer Local Area Signaling Services Base Capabilities
297-1401-121	Advanced Residential Services Customer Local Area Signaling Services Automatic Call Set-up
297-1401-122	Customer Local Area Signaling Services Calling Party Identification
297-1401-124	Customer Local Area Signaling Services Customer Originated Trace
297-1401-125	Customer Local Area Signaling Services Call Screening

**Table 4-1 Cancelled or discontinued document number to document title cross-reference
(Sheet 9 of 34)**

Cancelled doc or packet number	Cancelled or discontinued document or packet title
297-1401-131	Customer Local Area Signaling Services on Multiline Variety Plan
297-1401-140	Residential Services Transaction Capability Application Part Message Planning and Engineering Manual
297-1401-300	Residential Services Administration Guide
297-1401-350	Residential Service Translations Guide
297-1401-500	Residential Services Card Replacement Procedures
297-1401-501	Residential Services Alarm and Performance Monitoring Procedures
297-1401-502	Residential Services Trouble Locating and Clearing Procedures
297-1401-503	Residential Services Maintenance Guide
297-1411-010	Enhanced 911 Emergency Service Product Guide
297-1411-100	Enhanced 911 Emergency Service User Guide
297-1411-101	Enhanced 911 Emergency Service Planning and Engineering Guide
297-1411-300	Enhanced 911 Emergency Service Administration Guide
297-1411-350	Enhanced 911 Emergency Services Translations Guide
297-1411-500	Enhanced 911 Emergency Services Alarm and Performance Monitoring Procedures
297-1411-501	Enhanced 911 Emergency Services Trouble Locating and Clearing Procedures
297-1411-502	Enhanced 911 Emergency Service Maintenance Guide
297-1421-010	Subscriber Services Product Guide
297-1421-110	Subscriber Services Planning and Engineering Guide
297-1421-300	Subscriber Services Administration Guide
297-1421-350	Subscriber Services Translations Guide
297-1421-500	Subscriber Services Card Replacement Procedures
297-1421-501	Subscriber Services Alarm and Performance Monitoring Procedures
297-1421-502	Subscriber Services Trouble Locating and Clearing Procedures
297-2001-100	Integrated Business Network Services General Description
297-2001-102	Attendant Console Reference Manual

Table 4-1 Cancelled or discontinued document number to document title cross-reference (Sheet 10 of 34)

Cancelled doc or packet number	Cancelled or discontinued document or packet title
297-2001-103	Meridian Digital Centrex Features Description
297-2001-104	Simplified Message Desk Interface Set-up and Operation
297-2001-119	Station Message Detail Recording Reference Manual
297-2001-160	Attendant Console Phase I Product Performance Specification
297-2001-200	Attendant Console Installation, Maintenance, and Ordering Information
297-2001-350	Meridian Digital Centrex Translations Guide
297-2001-351	Meridian Digital Centrex Translations Guide
297-2001-450	Meridian Digital Centrex Data Engineering Guide
297-2001-451	Meridian Digital Centrex Customer Data Schema
297-2011-100	Business Set Feature Description and Operation
297-2011-180	Business Set Line Engineering
297-2011-200	Business Set General Description, Installation, and Maintenance
297-2011-201	M5009 Basic (9 Button) Business Set Description, Installation, and Maintenance
297-2011-202	M5112 Handsfree (12 Button) Business Set Description, Installation, Operation, and Maintenance
297-2011-205	M536 (36 Button) Add-On Description, Installation, Operation, and Maintenance
297-2011-206	M518 (18 Button) Add-On Description, Installation, Operation, and Maintenance
297-2011-211	M5209 Basic (9 Button) Business Set with Alpha-Numeric Display Description, Installation, Operation, and Maintenance
297-2011-212	M5312 Handsfree (12 Button) Business Set with Alphanumeric Display Description, Installation, Operation, and Maintenance
297-2021-100	Large Business Remote System Description
297-2021-102	Large Business Remote Operation, Administration, and Maintenance Guide
297-2041-010	Automatic Call Distribution Product Guide
297-2041-011	Meridian Automatic Call Distribution Server Product Guide
297-2041-014	Automatic Call Distribution Product Guide
297-2041-100	Automatic Call Distribution Description and Implementation

**Table 4-1 Cancelled or discontinued document number to document title cross-reference
(Sheet 11 of 34)**

Cancelled doc or packet number	Cancelled or discontinued document or packet title
297-2041-101	Automatic Call Distribution Planning and Engineering Guide
297-2041-102	Automatic Call Distribution Load Management
297-2041-103	Automatic Call Distribution Management Information System Reference
297-2041-104	Automatic Call Distribution Planning and Engineering Guide (Canada)
297-2041-300	Automatic Call Distribution Feature Test Procedures
297-2041-301	Automatic Call Distribution Administration Guide
297-2041-302	Automatic Call Distribution Administration Guide
297-2041-350	Automatic Call Distribution Translations Guide
297-2041-503	Automatic Call Distribution Trouble Locating and Clearing Procedures
297-2041-901	Automatic Call Distribution End-User Load Management Guide
297-2061-313	Meridian Digital Centrex Customer Data Change User Guide
297-2081-001	Meridian Automatic Call Distribution ACD-MAX 3.5 Master Index
297-2081-100	Meridian Centrex Automatic Call Distribution-MAX 3.5 Installation and Upgrade Procedures
297-2081-101	Automatic Call Distribution Management Information System Planning and Engineering
297-2081-102	Automatic Call Distribution-MAX Planning and Engineering
297-2081-105	Network Automatic Call Distribution Planning and Engineering
297-2081-301	Automatic Call Distribution Management Information System Administration
297-2081-302	Automatic Call Distribution Management Information System Administration Guide
297-2081-305	Network Automatic Call Distribution Administration Guide
297-2081-501	Automatic Call Distribution Management Information System Maintenance Guide
297-2081-502	Automatic Call Distribution Management Information System Maintenance Guide
297-2081-505	Network Automatic Call Distribution Maintenance Guide
297-2091-100	Customer Local Area Signaling Services on Meridian Digital Centrex Planning and Engineering Guide

**Table 4-1 Cancelled or discontinued document number to document title cross-reference
(Sheet 12 of 34)**

Cancelled doc or packet number	Cancelled or discontinued document or packet title
297-2091-350	Customer Local Area Signaling Services on Meridian Digital Centrex Translations Guide
297-2091-500	Meridian Digital Centrex Customer Local Area Signaling Services Maintenance Guide
297-2101-010	Remote Switching Center with Integrated Services Digital Network Product Guide
297-2101-011	Equal Access Product Guide
297-2101-100	Large Business Remote System Description
297-2101-101	Line Module Description
297-2101-103	Outside Plant Module General Description
297-2101-104	Remote Switching Center General Description
297-2101-110	Equal Access Planning and Engineering Guide
297-2101-114	PCM30 Line Drawer Planning, Engineering, and Administration Guide
297-2101-115	PCM30 Line Drawer Planning, Engineering, and Administration Guide
297-2101-151	Remote Switching Center with Integrated Services Digital Network Planning and Engineering Guide
297-2101-200	Outside Plant Module Cabinet (NT8X10AA) Description, Installation, and Maintenance Guide
297-2101-300	Equal Access Administration Guide
297-2101-310	SERVORD Service Order and Query Systems Reference Manual
297-2101-312	Customer Data Change Operating Company Guide
297-2101-313	Customer Data Change User Guide
297-2101-321	Remote Switching Center with Integrated Services Digital Network Administration
297-2101-351	Remote Switching Center with Integrated Services Digital Network Translation Description Manual
297-2101-352	Equal Access Translations Guide
297-2101-451	Local Customer Data Schema
297-2101-503	Line Maintenance Procedures
297-2101-516	Line Maintenance Reference Manual

Table 4-1 Cancelled or discontinued document number to document title cross-reference (Sheet 13 of 34)

Cancelled doc or packet number	Cancelled or discontinued document or packet title
297-2101-517	Automatic Line Testing Procedures
297-2101-551	Remote Switching Center with Integrated Services Digital Network Maintenance
297-2101-808	SERVORD Service Order and Query Systems Reference Manual
297-2101-808B	SERVORD Bulletin
297-2111-100	Circuit Switched Digital Data Service System Description
297-2111-116	Circuit Switched Digital Data Service Maintenance Description
297-2111-180	Circuit Switched Digital Data Service Customer Loop Characters
297-2111-516	Circuit Switched Digital Data Service Man Machine Interface
297-2121-100	Datapath Guide to Documentation
297-2121-101	Data Unit General Description
297-2121-102	Coax Eliminator General Description and Provisioning Guide
297-2121-103	Asynchronous Access General Description
297-2121-201	Data Unit Configuration and Installation
297-2121-202	Coax Eliminator System Installation and Configuration
297-2121-203	Asynchronous Access Instructions
297-2121-301	Data Unit Operations and Tests
297-2121-302	Coax Eliminator System Operations and Tests
297-2121-303	Asynchronous Access Operation and Performance Testing
297-2141-451	Military System Customer Data Schema
297-2141-510	SCOPEDIAL Output Reports Manual
297-2151-451	Military PBX Customer Data Schema
297-2171-103	Outside Plant Module General Descriptions
297-2171-200	Outside Plant Module NT8X01AA and NT8X01BA Description, Installation, and Maintenance Manual
297-2181-010	International Traffic Operator Position System Product Guide (Canada)
297-2181-155	International Traffic Operator Position System Planning and Engineering Guide (Canada)

**Table 4-1 Cancelled or discontinued document number to document title cross-reference
(Sheet 14 of 34)**

Cancelled doc or packet number	Cancelled or discontinued document or packet title
297-2181-300	International Traffic Operator Position System Operator Guide (Canada)
297-2181-310	International Traffic Operator Position System Force Management Guide (Canada)
297-2181-350	International Traffic Operator Position System Translations Guide (Canada)
297-2181-451	International Customer Data Schema
297-2181-516	International Traffic Operator Position System Maintenance Manual
297-2181-520	International Traffic Operator Position System Trouble Locating and Clearing Procedures (Canada)
297-2181-523	International Traffic Operator Position System Routine Maintenance Procedures (Canada)
297-2181-524	International Traffic Operator Position System Maintenance Guide (Canada)
297-2181-525	International Traffic Operator Position System Card Replacement Procedures (Canada)
297-2201-451	Toll Customer Data Schema
297-2221-100	Large Business Remote System Description
297-2221-500	Large Business Remote Operations, Administration, and Maintenance Guide
297-2231-001	DMS-MSC Master Index of Publications
297-2231-010	DMS-MSC Product Guide
297-2231-141	DMS-MSC Communication Interfaces
297-2231-306	DMS-MSC Operations, Administration, and Maintenance
297-2231-510	DMS-MSC Output Reports (Logs) Reference Manual
297-2231-801	DMS-MSC Features Description
297-2231-814	DMS-MSC Operational Measurements
297-2231-825	DMS-MSC Glossary
297-2231-833	DMS-MSC Call Processing Architecture and Applications
297-2231-925	DMS-MSC Office Data Guide
297-2241-101	AUTOVON Network Management Description
297-2241-116	AUTOVON Trunk Test Subsystem Description
297-2241-117	AUTOVON Network Administration Report Description

**Table 4-1 Cancelled or discontinued document number to document title cross-reference
(Sheet 15 of 34)**

Cancelled doc or packet number	Cancelled or discontinued document or packet title
297-2241-451	AUTOVON Customer Data Schema
297-2241-510	AUTOVON Output Report Manual
297-2241-511	AUTOVON Network Management Man Machine Interface
297-2241-512	AUTOVON Automatic Service Observing Description and Man Machine Interface
297-2241-513	AUTOVON Status Assembly System Description and Man Machine Interface
297-2241-516	AUTOVON Trunk Test Subsystem and Man Machine Interface
297-2251-001	Traffic Operator Position System Intelligent Work Station Product Description/Technical Specification
297-2251-003	Traffic Operator Position System Multipurpose Extended-Intelligent Work Station Product Description./Technical Specification (IBM DA Supplement)
297-2251-014	Base Tools User's Guide
297-2251-300	Traffic Operator Position System Multipurpose Extended-Intelligent Work Station IBM DA Operator Guide
297-2251-303	Traffic Operator Position System Intelligent Work Station Proprietary Calling Card Customer Agent Guide
297-2251-310	Traffic Operator Position System Multipurpose Extended-Intelligent Work Station OA and IBM DA Force Management Guide
297-2251-311	Traffic Operator Position System Intelligent Work Station NT DA Force Management Guide
297-2261-320	Operator Services Administration Guide
297-2261-350	Operator Services Translations Guide
297-2261-500	Traffic Operator Position System Message Switch Manual
297-2281-100	Traffic Operator Position System Multipurpose General Description
297-2281-155	Traffic Operator Position System Multipurpose Planning and Engineering Guide
297-2281-250	Traffic Operator Position System Multipurpose General Description
297-2281-320	Traffic Operator Position System Multipurpose Administration Guide
297-2281-516	Traffic Operator Position System Multipurpose Maintenance Reference Manual
297-2281-520	Traffic Operator Position System Multipurpose Maintenance Guide

Table 4-1 Cancelled or discontinued document number to document title cross-reference (Sheet 16 of 34)

Cancelled doc or packet number	Cancelled or discontinued document or packet title
297-2281-521	Traffic Operator Position System Multipurpose Alarm and Performance Monitoring Procedures
297-2281-522	Traffic Operator Position System Multipurpose Trouble Locating and Clearing Procedures
297-2281-523	Traffic Operator Position System Multipurpose Routine Maintenance Procedures
297-2281-524	Traffic Operator Position System Multipurpose Recovery Procedures
297-2281-525	Traffic Operator Position System Multipurpose Card Replacement Procedures
297-2281-750	Traffic Operator Position System Engineering Reference Manual
297-2291-010	Traffic Operator Position System Multipurpose Extended Product Guide
297-2291-011	Traffic Operator Position System Multipurpose Extended NT DA Product Guide
297-2291-154	Traffic Operator Position System Multipurpose Extended NT DA Planning and Engineering Guide
297-2291-155	Traffic Operator Position System Multipurpose Extended Planning and Engineering Guide
297-2291-320	Traffic Operator Position System Multipurpose Extended Administration Guide
297-2291-350	Traffic Operator Position System Multipurpose Extended Translations Description Manual
297-2291-520	Traffic Operator Position System Multipurpose Extended Trouble Locating and Clearing Procedures
297-2291-521	Traffic Operator Position System Multipurpose Extended Alarm and Performance Monitoring Procedures
297-2291-522	Traffic Operator Position System Multipurpose Extended Recovery Procedures
297-2291-523	Traffic Operator Position System Multipurpose Extended Routine Maintenance Procedures
297-2291-524	Traffic Operator Position System Multipurpose Extended Maintenance Guide
297-2291-525	Traffic Operator Position System Multipurpose Extended Card Replacement Procedures
297-2401-001	Integrated Services Digital Network Master Index of Publications
297-2401-010	Integrated Services Digital Network Product Guide

**Table 4-1 Cancelled or discontinued document number to document title cross-reference
(Sheet 17 of 34)**

Cancelled doc or packet number	Cancelled or discontinued document or packet title
297-2401-100	Integrated Services Digital Network System Descriptions
297-2401-102	Integrated Services Digital Network Operations, Administration, and Maintenance for Basic Rate Interface Reference Manual
297-2401-103	Integrated Services Digital Network Peripheral Modules Description Reference Manual
297-2401-104	Integrated Services Digital Network Operations, Administration, and Maintenance Primary Rate Interface to Meridian 1 Private Branch Exchange Reference Manual
297-2401-105	Integrated Services Digital Network Fiber Remote Switching Center General Description
297-2401-114	Integrated Services Digital Network Operational Measurements
297-2401-155	Integrated Services Digital Network Basic Rate Interface Planning and Engineering Guide
297-2401-165	Integrated Services Digital Network Primary Rate Interface Planning and Engineering Guide
297-2401-320	Integrated Services Digital Network Basic Rate Interface Administration Guide
297-2401-350	Integrated Services Digital Network Basic Rate Interface Translations Guide
297-2401-360	Integrated Services Digital Network Primary Rate Interface Translations Guide
297-2401-450	Integrated Services Digital Network Data Engineering Guide
297-2401-451	Integrated Services Digital Network Customer Data Schema
297-2401-454	Integrated Business Network Input Forms
297-2401-455	Integrated Services Digital Network Office Parameters Reference Manual
297-2401-500	Integrated Services Digital Network Peripheral Modules Maintenance Performance Oriented Practice
297-2401-503	Integrated Services Digital Network Lines Maintenance Performance Oriented Practice
297-2401-515	Integrated Services Digital Network Peripheral Modules Maintenance Reference Manual
297-2401-516	Integrated Services Digital Network Line Maintenance Reference Manual
297-2401-544	Integrated Services Digital Network Basic Rate Interface Trouble Locating and Clearing Procedures

**Table 4-1 Cancelled or discontinued document number to document title cross-reference
(Sheet 18 of 34)**

Cancelled doc or packet number	Cancelled or discontinued document or packet title
297-2401-554	Integrated Services Digital Network Primary Rate Interface Trouble Locating and Clearing Procedures
297-2421-100	Integrated Services Digital Network Operations, Administration, and Maintenance System Description Reference Manual
297-2421-200	Integrated Services Digital Network Operations, Administration, and Maintenance System Installation Reference Manual
297-2421-300	Integrated Services Digital Network Operations, Administration, and Maintenance System Operation Reference Manual
297-2421-310	Integrated Services Digital Network Operations, Administration, and Maintenance Service Order Command Reference Manual
297-2421-500	Integrated Services Digital Network Operations, Administration, and Maintenance Log and Alarm Reference Manual
297-2431-020	Packet Handler Product Guide
297-2431-105	Packet Handler Operations, Administration, and Maintenance Guide
297-2431-320	Packet Handler Provisioning Guide
297-2431-370	Packet Handler Translations Guide
297-2431-564	Packet Handler Maintenance Guide
297-2451-106	Automatic Modem Insertion Network Termination 1 Description
297-2451-181	Integrated Services Digital Network S/T-Loop and U-Loop Engineering Guide
297-2451-200	T2317 Digital Telephone Installation, Operation, and Trouble Locating
297-2451-201	M5317T Digital Telephone Installation, Verification, Operation, and Trouble Locating
297-2451-202	Personal Computer Terminal Adapter to Mainframe Connection Prerequisites, Procedures, and Testing
297-2451-205	Personal Computer Terminal Adapter Operating Requirements, Installation, and Verification
297-2451-206	Automatic Modem Insertion Network Termination 1 and S/T Bus Installation Guidelines
297-2451-207	Meridian Digital Centrex NT1 and S/TBus Installation Guidelines
297-2451-951	Meridian T2317 Telephone Set User Guide
297-2451-951F	M5209T Integrated Services Digital Network Guide D'installation

Table 4-1 Cancelled or discontinued document number to document title cross-reference (Sheet 19 of 34)

Cancelled doc or packet number	Cancelled or discontinued document or packet title
297-2461-010	SuperNode Dialable Wideband Services Product Guide
297-2521-061	Automatic Call Distribution Network Element Product Guide
297-2671-210	Conversion to RT-100 Stand-Alone Guide
297-2671-220	MAX3.5 to CCMIS Conversion Guide
297-2671-310	CCMIS Statistical Reports Guide
297-2701-010	Remote Line Concentrating Module/Outside Plant Module Product Guide
297-2701-155	Remote Line Concentrating Module/Outside Plant Module Planning and Engineering Guide
297-2701-320	Remote Line Concentrating Module/Outside Plant Module Administration Guide
297-2701-350	Remote Line Concentrating Module/Outside Plant Module Translations Guide
297-2701-520	Remote Line Concentrating Module/Outside Plant Module Maintenance Guide
297-2701-521	Remote Line Concentrating Module/Outside Plant Module Alarm and Performance Monitoring Procedures
297-2701-522	Remote Line Concentrating Module/Outside Plant Module Recovery Procedures
297-2701-523	Remote Line Concentrating Module/Outside Plant Module Routine Maintenance Procedures
297-2701-525	Remote Line Concentrating Module/Outside Plant Module Card Replacement Procedures
297-2702-010	Outside Plant Access Cabinet Product Guide
297-2702-155	OPAC Planning and Engineering Guide
297-2702-320	OPAC Administration Guide
297-2702-350	Outside Plant Access Cabinet Translations Guide
297-2702-520	Outside Plant Access Cabinet Maintenance Guide
297-2702-521	Outside Plant Access Cabinet Alarm and Performance Monitoring Procedures
297-2702-522	Outside Plant Access Cabinet Recovery Procedures
297-2702-523	BIFF Routine Maintenance Procedures
297-2702-525	Outside Plant Access Cabinet Card Replacement Procedures
297-2711-010	Remote Switching Center Product Guide

Table 4-1 Cancelled or discontinued document number to document title cross-reference (Sheet 20 of 34)

Cancelled doc or packet number	Cancelled or discontinued document or packet title
297-2711-155	Remote Switching Center Planning and Engineering Guide
297-2711-320	Remote Switching Center Administration Guide
297-2711-350	Remote Switching Center Translations Guide
297-2711-520	Remote Switching Center Maintenance Guide
297-2711-521	Remote Switching Center Alarm and Performance Monitoring Procedures
297-2711-522	Remote Switching Center Recovery Procedures
297-2711-523	Remote Switching Center Routine Maintenance Procedures
297-2711-525	Remote Switching Center Card Replacement Procedures
297-2721-010	Subscriber Carrier Module-100S Product Guide
297-2721-155	Subscriber Carrier Module-100S Planning and Engineering Guide
297-2721-320	Subscriber Carrier Module-100S Administration Guide
297-2721-350	Subscriber Carrier Module-100S Translations Guide
297-2721-520	Subscriber Carrier Module-100S Maintenance Guide
297-2721-521	Subscriber Carrier Module-100S Alarm Clearing and Performance Monitoring Procedures
297-2721-522	Subscriber Carrier Module-100S Recovery Procedures
297-2721-523	Subscriber Carrier Module-100S Routine Procedures
297-2721-525	Subscriber Carrier Module-100S Card Replacement Procedures
297-2731-010	Subscriber Carrier Module-100 Urban Product Guide
297-2731-155	Subscriber Carrier Module-100 Urban Planning and Engineering Guide
297-2731-320	Subscriber Carrier Module-100 Urban Administration Guide
297-2731-350	Subscriber Carrier Module-100 Urban Translations Guide
297-2731-520	Subscriber Carrier Module-100 Urban Maintenance Guide
297-2731-521	Subscriber Carrier Module-100 Urban Alarm Clearing and Performance Monitoring Procedures
297-2731-522	Subscriber Carrier Module-100 Urban Recovery Procedures
297-2731-523	Subscriber Carrier Module-100 Urban Routine Procedures
297-2731-525	Subscriber Carrier Module-100 Urban Card Replacement Procedures

**Table 4-1 Cancelled or discontinued document number to document title cross-reference
(Sheet 21 of 34)**

Cancelled doc or packet number	Cancelled or discontinued document or packet title
297-2741-010	Subscriber Carrier Module-100 Access Product Guide
297-2741-155	Subscriber Carrier Module-100 Access Planning and Engineering Guide
297-2741-320	Subscriber Carrier Module -100 Access Administration Guide
297-2741-350	Subscriber Carrier Module-100 Access Translations Guide
297-2741-520	Subscriber Carrier Module-100 Access Maintenance Guide
297-2741-521	Subscriber Carrier Module-100 Access Alarm and Performance Monitoring Procedures
297-2741-522	Subscriber Carrier Module-100 Access Recovery Procedures
297-2741-523	Subscriber Carrier Module-100 Access Routine Maintenance Procedures
297-2741-525	Subscriber Carrier Module-100 Access Card Replacement Procedures
297-2761-010	Remote Switching Center Synchronous Optical Network Product Guide
297-2761-155	Remote Switching Center Synchronous Optical Network Planning and Engineering Guide
297-2761-320	Remote Switching Center Synchronous Optical Network Administration Guide
297-2761-350	Remote Switching Center Synchronous Optical Network Translations Guide
297-2761-520	Remote Switching Center Synchronous Optical Network Maintenance Guide
297-2761-521	Remote Switching Center Synchronous Optical Network Alarm and Performance Monitoring Procedures
297-2761-522	Remote Switching Center Synchronous Optical Network Recovery Procedures
297-2761-523	Remote Switching Center Synchronous Optical Network Routine Maintenance Procedures
297-2761-525	Remote Switching Center Synchronous Optical Network Card Replacement Procedures
297-2771-010	Subscriber Carrier Module-100S Remote Product Guide
297-2771-155	Subscriber Carrier Module-100S Remote Planning and Engineering Guide
297-2771-320	Subscriber Carrier Module-100S Remote Administration Guide
297-2771-350	Subscriber Carrier Module-100S Remote Translations Guide
297-2771-520	Subscriber Carrier Module-100S Remote Maintenance Guide
297-2771-521	Subscriber Carrier Module-100S Remote Alarm and Performance Monitoring Procedures

Table 4-1 Cancelled or discontinued document number to document title cross-reference (Sheet 22 of 34)

Cancelled doc or packet number	Cancelled or discontinued document or packet title
297-2771-522	Subscriber Carrier Module-100S Remote Recovery Procedures
297-2771-523	Subscriber Carrier Module-100S Remote Routine Maintenance Procedures
297-2771-525	Subscriber Carrier Module-100S Remote Card Replacement Procedures
297-2781-010	Small Remote Unit Product Guide
297-2781-100	Small Remote Unit Planning and Engineering Guide
297-2781-300	Small Remote Unit Administration Guide
297-2781-350	Small Remote Unit Translations Guide
297-2831-001	DMS GSM/DCS1800 DMS-HLR Master Index of Publications
297-4101-100	Meridian Digital Centrex Automatic Call Distribution General Description
297-4101-101	Meridian Digital Centrex Automatic Call Distribution Management Reports Data Stream Interface
297-4101-102	Meridian Digital Centrex Automatic Call Distribution Load Management
297-4101-103	Meridian Digital Centrex Automatic Call Distribution Management Information System
297-4101-104	Automatic Call Distribution Management Information System General Description
297-4101-105	Automatic Call Distribution Management Information System Description of Management Reports
297-4101-151	Automatic Call Distribution Management Information System Engineering, Ordering, and Configuration Information
297-4101-200	Automatic Call Distribution Management Information System Installation
297-4101-300	Meridian Digital Centrex Automatic Call Distribution Feature Operation and Testing
297-4101-310	Meridian Digital Centrex Automatic Call Distribution Man Machine Interface and Feature Implementation
297-4101-311	Automatic Call Distribution Management Information System Administration
297-4101-500	Automatic Call Distribution Management Information System Maintenance Guide
297-5001-010	SuperNode Product Guide
297-5001-100	SuperNode Overview and Documentation Guide

**Table 4-1 Cancelled or discontinued document number to document title cross-reference
(Sheet 23 of 34)**

Cancelled doc or packet number	Cancelled or discontinued document or packet title
297-5001-301	SuperNode Enhanced Network Administration Guide
297-5001-501	SuperNode Emergency Procedures Performance Oriented Practice
297-5001-502	SuperNode Computing Module Alarm Analysis and Card Replacement Guide
297-5001-503	SuperNode Message Switch Alarm Analysis and Card Replacement Guide
297-5001-504	System Load Module Maintenance Performance Oriented Practice
297-5001-505	SuperNode Maintenance Guide
297-5001-507	Acceptance Procedures Performance Oriented Practice
297-5001-508	SuperNode Routine Maintenance Procedure Guide
297-5001-521	Computing Module Maintenance Reference Manual
297-5001-522	Message Switch Maintenance Reference Manual
297-5001-523	System Load Module Maintenance Reference Manual
297-5001-524	SuperNode Enhanced Network Maintenance Reference Manual
297-5001-540	SuperNode Patching Procedures
297-5001-543	SuperNode Alarm and Performance Monitoring Procedures
297-5001-544	SuperNode Trouble Locating and Clearing Procedures
297-5001-545	SuperNode Recovery Procedures
297-5001-546	SuperNode Routine Maintenance Procedures
297-5001-547	SuperNode Card Replacement Procedures
297-5053-900	DataVision Viewer 2.2 User Guide
297-5061-904	SuperNode Data Manager User Guide Enhanced Terminal Access
297-5061-912	SuperNode Data Manager User Guide Exception Reporting
297-5061-913	SuperNode Data Manager User Guide Secure File Transfer
297-5101-020	SuperNode Signaling Transfer Point Signaling, Engineering, and Administration System Reference Guide
297-5101-100	SuperNode Signaling Transfer Point Description and Documentation Guide
297-5101-101	SuperNode Signaling Transfer Point Planning and Engineering Guide
297-5101-102	SuperNode Signaling Transfer Point Operations, Administration, and Maintenance Manual

Table 4-1 Cancelled or discontinued document number to document title cross-reference (Sheet 24 of 34)

Cancelled doc or packet number	Cancelled or discontinued document or packet title
297-5101-104	SuperNode Signaling Transfer Point DMS-STP SEAS Interface Reference Manual
297-5101-301	SuperNode Signaling Transfer Point Administration Guide
297-5101-451	SuperNode Signaling Transfer Point Customer Data Schema
297-5101-501	SuperNode Signaling Transfer Point Maintenance Guide
297-5101-520	SuperNode Service Switching Point/Signaling Point Maintenance Guide
297-5101-541	SuperNode Signaling Transfer Point Maintenance Guide
297-5101-543	SuperNode Signaling Transfer Point Alarm and Performance Monitoring Procedures
297-5101-544	SuperNode Signaling Transfer Point Trouble Locating and Clearing Procedures
297-5101-545	SuperNode Signaling Transfer Point Recovery Procedures
297-5101-546	SuperNode Signaling Transfer Point Routine Maintenance Procedures
297-5101-547	SuperNode Signaling Transfer Point Card Replacement Procedures
297-5111-010	SuperNode DATASPAN Frame Relay Service Product Guide
297-5111-101	SuperNode DATASPAN Frame Relay Service Planning and Engineering Guide
297-5111-301	SuperNode DATASPAN Frame Relay Service Administration Guide
297-5121-101	SuperNode Signaling Point/Service Switching Point Planning and Engineering Guide
297-5121-301	SuperNode Signaling Point/Service Switching Point Administration Guide
297-5121-501	SuperNode Service Switching Point/Signaling Maintenance Guide
297-5121-541	SuperNode Signaling Point /Service Switching Point Maintenance Guide
297-5121-543	SuperNode Signaling Point/Service Switching Point Alarm and Performance Monitoring Procedures
297-5121-544	SuperNode Signaling Point/Service Switching Point Trouble Locating and Clearing Procedures
297-5121-545	SuperNode Signaling Point/Service Switching Point Recovery Procedures
297-5121-546	SuperNode Signaling Point/Service Switching Point Routine Maintenance Procedures

**Table 4-1 Cancelled or discontinued document number to document title cross-reference
(Sheet 25 of 34)**

Cancelled doc or packet number	Cancelled or discontinued document or packet title
297-5121-547	SuperNode Signaling Point/Service Switching Point Card Replacement Procedures
297-5131-101	SuperNode Service Control Point II Planning and Engineering Guide
297-5131-301	SuperNode Service Control Point II Administration Guide
297-5131-541	SuperNode Service Control Point II Maintenance Guide
297-5131-543	SuperNode Service Control Point II Alarm and Performance Monitoring Procedures
297-5131-544	SuperNode Service Control Point II Trouble Locating and Clearing Procedures
297-5131-545	SuperNode Service Control Point II Recovery Procedures
297-5131-546	SuperNode Service Control Point II Routine Maintenance Procedures
297-5131-547	SuperNode Service Control Point II Card Replacement Procedures
297-5141-101	SuperNode Signaling Transfer Point/Service Switching Point Integrated Node Planning and Engineering Guide
297-5141-301	SuperNode Signaling Transfer Point/Service Switching Point Integrated Node Administration Guide
297-5141-543	SuperNode Signaling Transfer Point /Service Switching Point Integrated Node Alarm and Performance Monitoring Procedures
297-5141-544	SuperNode Signaling Transfer Point /Service Switching Point Trouble Locating and Clearing Procedures
297-5141-545	SuperNode Signaling Transfer Point /Service Switching Point Integrated Node Recovery Procedures
297-5141-546	SuperNode Signaling Transfer Point /Service Switching Point Integrated Node Routine Procedures
297-5141-547	SuperNode Signaling Transfer Point/Service Switching Point Integrated Node Card Replacement Procedures
297-5151-010	SuperNode Common Channel Signaling 7 Product Guide
297-5151-020	SuperNode Common Channel Signaling 7 Services Guide
297-5151-350	Supernode Common Channel Signaling 7 Translations Guide
297-5151-352	Network Facility Access Information Engineering and Translations Guide
297-5161-010	Advanced Intelligent Network Product Guide

Table 4-1 Cancelled or discontinued document number to document title cross-reference (Sheet 26 of 34)

Cancelled doc or packet number	Cancelled or discontinued document or packet title
297-5161-011	Advanced Intelligent Network Release 0.1 Service Switching Point Information, Engineering, and Administration Guide
297-5161-012	Advanced Intelligent Network Release 0.1 Planning and Engineering Guide
297-5161-100	Advanced Intelligent Network Planning and Engineering Guide
297-5161-105	Advanced Intelligent Network 0.1 Service Switching Point Product Offering
297-5161-106	Advanced Intelligent Network 0.1 Primary Rate Interface Looparound
297-5161-107	Advanced Intelligent Network 0.1 Feature Interactions
297-5161-108	Advanced Intelligent Network Release 0.2 Product Offering Guide
297-5161-300	Advanced Intelligent Network Administration Guide
297-5161-350	Advanced Intelligent Network Translations Guide
297-5161-351	Advanced Intelligent Network Release 0.1 Translations Guide
297-5161-352	Advanced Intelligent Network 0.1 Service Switching Point Provisioning Cookbook
297-5161-353	Advanced Intelligent Network 0.1 Response Translation Guide
297-5161-500	Advanced Intelligent Network Maintenance Guide
297-5161-501	Advanced Intelligent Network Trouble Locating and Clearing Procedures
297-5161-825	Advanced Intelligent Network 0.1 Glossary
297-5201-010	Digital Private Network Signaling System I Product Guide
297-5201-301	Digital Private Network Signaling System Administration Guide
297-5201-350	Digital Private Network Signaling System Translations Guide
297-5201-543	Digital Private Network Signaling System Alarm and Performance Monitoring Procedures
297-5301-010	SuperNode Signal Engineering Product Guide
297-5301-505	SuperNode Signal Engineering Enhanced Network 16K Alarm Analysis and Card Replacement Procedures
297-5301-524	SuperNode Signal Engineering Enhanced Network 16K Maintenance Reference Manual
297-5301-543	SuperNode Signal Engineering Alarm and Performance Monitoring Procedures
297-5301-544	SuperNode Signal Engineering Trouble Locating and Clearing Procedures

**Table 4-1 Cancelled or discontinued document number to document title cross-reference
(Sheet 27 of 34)**

Cancelled doc or packet number	Cancelled or discontinued document or packet title
297-5301-545	SuperNode Signal Engineering Recovery Procedures
297-5301-546	SuperNode Signal Engineering Routine Maintenance Procedures
297-5301-547	SuperNode Signal Engineering Card Replacement Procedures
297-5321-101	SuperNode Signal Engineering Signaling Point/Service Switching Point Planning and Engineering Guide
297-5321-301	SuperNode Signal Engineering Signaling Point/Service Switching Point Administration Guide
297-5321-543	SuperNode Signal Engineering Signaling Point/Service Switching Point Alarm and Performance Monitoring Procedures
297-5321-544	SuperNode Signal Engineering Signaling Point/Service Switching Point Trouble Locating and Clearing Procedures
297-5321-545	SuperNode Signal Engineering Signaling Point/Service Switching Point Recovery Procedures
297-5321-546	SuperNode Signal Engineering Signaling Point/Service Switching Point Routine Maintenance Procedures
297-5321-547	SuperNode Signal Engineering Signaling Point/Service Switching Point Card Replacement Procedures
297-5601-543	NT40 Alarm and Performance Monitoring
297-5601-544	NT40 Trouble Locating and Clearing Procedures
297-5601-545	NT40 Recovery Procedures
297-5601-546	NT40 Routine Maintenance Procedures
297-5601-547	NT40 Card Replacement Procedures
297-7001-010	DMS VoiceMail Product Guide
297-7001-100	DMS VoiceMail Planning and Engineering Guide
297-7001-300	DMS VoiceMail System Administration Guide
297-7001-301	DMS VoiceMail Customer Administration Guide
297-7001-302	DMS VoiceMail Administration Guide
297-7001-305	DMS VoiceMail System Administration Tools
297-7001-306	DMS VoiceMail Voice Forms Application Guide
297-7001-307	DMS VoiceMail Voice Menus Application Guide

Table 4-1 Cancelled or discontinued document number to document title cross-reference (Sheet 28 of 34)

Cancelled doc or packet number	Cancelled or discontinued document or packet title
297-7001-308	DMS VoiceMail Outcalling Application Guide
297-7001-310	DMS VoiceMail Translations Guide
297-7001-501	DMS VoiceMail Routine Maintenance Procedures
297-7001-502	DMS VoiceMail Card Replacement Procedures
297-7001-503	DMS VoiceMail Trouble Locating and Alarm Clearing Procedures
297-7001-504	DMS VoiceMail System Installation and Modification Guide
297-7001-510	DMS VoiceMail Maintenance Messages (SEER) Manual
297-8011-001	DMS-10 and DMS-100 Product Directory (Canada)
297-8051-598	EDRAM PM Software Release Document
297-8061-598	Enhanced Digital Recorded Announcement Machine Peripheral Module Software Release Document
297-8101-501	SuperNode Signaling Transfer Point Commands Reference Manual
297-8201-550	Remote Line Concentrating Module/Outside Plant Module Maintenance Manual
297-8211-856	SuperNode Signaling Transfer Point Software to Data Cross-Reference Guide
297-8401-350	Traffic Operator Position System Translations Guide (Stand-alone Global)
297-8401-543	Traffic Operator Position System Alarm and Performance Monitoring Procedures (Stand-alone Global)
297-8401-544	Traffic Operator Position System Trouble Locating and Clearing Procedures (Stand-alone Global)
297-8401-545	Traffic Operator Position System Recovery Procedures (Stand-alone Global)
297-8401-546	Traffic Operator Position System Routine Maintenance Procedures (Stand-alone Global)
297-8401-547	Traffic Operator Position System Card Replacement Procedures (Stand-alone Global)
297-8401-814	Traffic Operator Position System Operational Measurements Reference Manual (Stand-alone Global)
297-8401-830B	Traffic Operator Position System Automatic Message Accounting Bulletin (Stand-alone Global)
297-8401-840	Traffic Operator Position System Log Reports Reference Manual (Stand-alone Global)

Table 4-1 Cancelled or discontinued document number to document title cross-reference (Sheet 29 of 34)

Cancelled doc or packet number	Cancelled or discontinued document or packet title
297-8401-855	Traffic Operator Position System Office Parameters Reference Manual (Stand-alone Global)
297-8421-xxx	One release only by specific customer request, replaced by 297-8021-xxx
297-8061-598	Enhanced Digital Recorded Announcement Machine Peripheral Module Software Release Document
297-8441-599	Global Traffic Operator Position System Solo PM Software Release Document
297-8511-100	Automatic Calling Call Service Services Guide
297-8891-020	DMS-100 Family Software Delivery Software Delivery Process Description
297-8991-021	DMS-100 Family Software Delivery Software Delivery Planning and Provisioning
297-9001-200	Meridian Digital Centrex Multiple Call Forwarding Feature Guide
297-9001-833	DMS-100 Family Usage Sensitive Three-Way Calling (U3WC) Service Guide
297-9101-833	Usage Sensitive Service Guide
297-9101-834	DMS-100 Family Service Guide
450-1011-019	Network Operations Systems DNC-50,DNC-100, and DNC-500 Dynamic Network Control Systems Guide to Service Priority Classification Codes
450-1011-151	Network Operations Systems Dynamic Network Control-50,-100,-500 Provisioning Guide
450-1001-152	Network Operations Systems Dynamic Network Control-50,-100,-500 Site Records
450-1011-200	Traffic Operator Position System Voice Service Node Installation Planning Guide
450-1011-505	Network Operations Systems Dynamic Network Control-50,-100,-500 Systems Guide to Extended
450-1011-511	Network Operations Systems Dynamic Network Control-50,-100,-500 Systems Guide to DNC Logs and Alarms
450-1021-001	Network Operations Systems Business Network Management DNC-500: Index of Publications
450-1021-002	Network Operations Systems Business Network Management DNC-500: End-User Index of Publications

**Table 4-1 Cancelled or discontinued document number to document title cross-reference
(Sheet 30 of 34)**

Cancelled doc or packet number	Cancelled or discontinued document or packet title
450-1021-003	Network Operations Systems Station Detail Server DNC-50: Index of Publications
450-1021-101	Network Operations Systems Business Network Management DNC-500: Features Description
450-1021-101A	Network Operations Systems Business Network Management DNC-500: Station Administration Features Description
450-1021-102	Network Operations Systems Business Network Management DNC-500 End-User and DNC-100: Station Administration Features Description
450-1021-102A	Network Operations Systems Business Network Management DNC-500 End-User and DNC-100: Features Description
450-1021-131	Network Operations Systems Business Network Management Switch/PBX Poller: Description
450-1021-141	Network Operations Systems Business Network Management ISDN LMOS (through CRAS) Interface
450-1021-142	Network Operations Systems Business Network Management OSS Automatic System Administration Changes Update
450-1021-151	Network Operations Systems Business Network Management DNC-500: System Data
450-1021-152	Network Operations Systems Business Network Management DNC-100: System Data
450-1021-181	Network Operations Systems Business Network Management SMDR Interface Specification
450-1021-311	Network Operations Systems Business Network Management DNC-500 Operations
450-1021-311A	Network Operations Systems Business Network Management DNC-500 Operations (Station Administration)
450-1021-312	Network Operations Systems Business Network Management DNC-100: Administration
450-1021-312A	Network Operations Systems Business Network Management DNC-500 End-User and DNC-100: Station Administration Operations, Appendix 1
450-1021-331	Network Operations Systems Business Network Management Switch/PBX Poller: Administration and Operation
450-1021-351	Network Operations Systems Business Network Management DNC-500: BNM Related Datafill for DMS-100

Table 4-1 Cancelled or discontinued document number to document title cross-reference (Sheet 31 of 34)

Cancelled doc or packet number	Cancelled or discontinued document or packet title
450-1021-353	Network Operations Systems Business Network Management DNC-500 BNM Related Datafill for DMS-100
450-1021-454	Network Operations Systems Business Network Management Data Forms
450-1021-511	Network Operations Systems Business Network Management A Guide to DNC Logs and Alarms
450-1021-511A	Network Operations Systems Business Network Management BNM Specific Log Messages and Maintenance
450-1071-500	Network Test System Controller Tester's Guide
450-1071-503	Network Test System Controller Installation Guide
450-1071-504	Network Test System Controller System Administration Guide
450-1071-505	Network Test System Controller Reports Dispersal Guide
450-1301-101	Traffic Operator Position System Voice Service Node Features Description
456-2001-001	Host Mediation Services Index of Publications
456-2001-100	Host Mediation Services General Description
456-2001-120	
456-2001-220	
456-2001-311	Host Mediation Services System Administration
456-2001-454	Host Mediation Services Customer Data Forms
456-2001-511	Host Mediation Services Log Messages
50003.15-94	Product Documentation Catalog
555-2001-120	Meridian SL-100 Basic Reference Guide
555-2001-220	Meridian SL-100 Advanced Reference Guide
555-2001-320	Meridian SL-100 Administration Guide
555-4011-001	Defense Switched Network Master Index of Publications
555-4011-100	Defense Switched Network General Description
555-4011-105	Defense Switched Network Features and Services Description
555-4011-119	Military Call Detail Record Reference Manual
555-4011-137	Defense Switched Network CCS7 General Description

Table 4-1 Cancelled or discontinued document number to document title cross-reference (Sheet 32 of 34)

Cancelled doc or packet number	Cancelled or discontinued document or packet title
555-4011-453	Defense Switched Network Management Reference Manual
555-6011-001	MS-1 Teleconferencing System Index
555-6011-304	MS-1 Teleconferencing System Reservation and Billing Service Operator Procedures
662-7001-001	Digital Test Head Index of Publications
662-7001-101	Digital Test Head-Remote Office Test Line General Description
662-7001-201	Digital Test Head Installation and Administration
662-7001-301	Digital Test Head-Remote Office Test Line Operations
ADM-1001-001	Administration Manual: Capacity Determination and Surveillance
CL-NA/PP	North American DMS-100 Customer Letter
EM	Engineering Manual
ENG-1001-001	DMS-100 Family Capacity Manual
GC28-8167	IBM Personal System/2 Programmable Operator Subsystem Licensed Program Specifications
GFDALL	All General Features Description
GFDPKT	Equal Access General Feature Descriptions Packet
GFDPKT6	Traffic Separation Measurement System Packet
GFDPKT10	Large Business Remote Packet
LD202932	DMS-ACD Release Document
LD202932XML	DMS-ACD Release Document
LD203052	Signaling Transfer Point Release Document (BCS33)
LD203058	Signaling Transfer Point Release Document (BCS35)
NED-297-0003	DMS-100 Family Maintenance and Operations Manual
NHW-1001-006	General Specifications
NIS-D307-1	Integrated Services Digital Network PCTA NIS
NTACCESS	NT-ACCESS User Reference
OMBULLETIN	Operational Measurements Bulletin
PLN-1001-001	DMS-100 Family Technical Specification

Table 4-1 Cancelled or discontinued document number to document title cross-reference (Sheet 33 of 34)

Cancelled doc or packet number	Cancelled or discontinued document or packet title
PLN-1001-002	Batch Change Supplement Release Document
PLN-1001-004	Batch Change Supplement Release Document
PLN-1001-004A	Batch Change Supplement Release Document Addendum
PLN-1001-004C	Batch Change Supplement Release Document Addendum
PLN-1001-004CA	Batch Change Supplement Release Document Addendum (Canada)
PLN-1001-004P	Batch Change Supplement Release Document Addendum (Canada)
PLN-2401-001	National Integrated Services Digital Network-1 Feature Provisioning Guide
PLN-5161-001	Advanced Intelligent Network Planning and Engineering Guide Advanced Intelligent Network Product
PLN-5161-002	Advanced Intelligent Network 0.1 Glossary
PLN-5161-011	Advanced Intelligent Network 0.1 Advanced Intelligent Network Product Offering
PLN-5161-012	Advanced Intelligent Network 0.1 Primary Rate Interface Looparound
PLN-5161-351	Advanced Intelligent Network 0.1 Feature Interactions
PLN-8991-199	DMS-100 Family Warnings and Bulletins
PM RELDOC 3	Traffic Operator Position System PM RELDOC 3 for TOPS
PO729851	CDC User Guide
PRTCALC	Peripheral Real Time Calculations
RB-3401-100	Circuit Pack Robustness Program NTP Supplement
REAL-QUICK	Real Quick
REAL::TIME	Real Time User's Guide
RTM	Batch Change Supplement Release Document Standard
RTO	Batch Change Supplement Release Document Preliminary
S68X2341	IBM Personal System/2 and Personal Computer BIOS Technical Reference
SC28-8168	IBM Personal System/2 Programmable Operator Subsystem User Guide
STP33SPR	Sprint DMS-Signaling Transfer Point Release Document
STP34SPR	DMS-100 Family Log Report Reference Manual
STP-3401-100	DMS-10 Supplement for the Signaling Transfer Point

**Table 4-1 Cancelled or discontinued document number to document title cross-reference
(Sheet 34 of 34)**

Cancelled doc or packet number	Cancelled or discontinued document or packet title
TAM-1001-002	Translation and Routing Verification User Guide
TAM-1001-005	Maintenance Synopsis
TAM-1001-006	Traffic Synopsis
TAM-1001-009	Customer Guide to Patch Administration
TAM-1001-010	SERVORD Digest
TAM-1001-019	All PCLs Quick Reference Guide
TAM-8991-005	DMS-100 Family All Product Computing-Module Loads Maintenance Synopsis
TAM-8991-006	DMS-100 Family All Product Computing-Module Loads Traffic Synopsis
TAM-8991-010	DMS-100 Family All Product Computing-Module Loads Servord Digest
TDM-1001-000	TDM Index of Documents
TDM-1001-001	CORE Translation Description Manual
TDM-1001-999	Translations Description Manual Volume Contents
TDM-2001-002	Meridian Digital Centrex Features
TDM-2271-001	Traffic Operator Position System Translations
TID-1001-000	Program Documentation Index
TID-1001-002	SOS Loader Reference Manual
TID-1001-004	Attendant Console S/W Debugging Tools
TID-1001-005	PROTEL Introduction Manual
TID-1001-006	PROTEL Reference Manual
TID-1001-007	DMS-100 Family Central Control Complex Guide 1 Machine Architecture
TID-1001-008	DMS-100 Family Central Control Complex Guide 2 User's Manual
TID-1001-009	XPM Assembler User's Manual
TID-1001-010	XPM Pascal Manual
TID-1001-012	DMS-100 Synchronizable Clock Debug Software
TID-1001-016	IOQUERY User's Guide

DMS-10 and DMS-100 Family
DMS-10 and DMS-100
Product Documentation Directory

Product Documentation-Dept. 3432, Nortel Networks
P.O. Box 13010
RTP, N.C 27709-3010
Phone: 1 800 684 2273

Copyright © 1997, 1999 Nortel Networks,
All Rights Reserved

NORTEL NETWORKS CONFIDENTIAL: The information contained herein is the property of Nortel Networks and is strictly confidential. Except as expressly authorized in writing by Nortel Networks, the holder shall keep all information contained herein confidential, shall disclose the information only to its employees with a need to know, and shall protect the information, in whole or in part, from disclosure and dissemination to third parties with the same degree of care it uses to protect its own confidential information, but with no less than reasonable care. Except as expressly authorized in writing by Nortel Networks, the holder is granted no rights to use the information contained herein.

Information is subject to change without notice.

DMS, DMS SuperNode, Helmsman, and Nortel are trademarks of Nortel Networks

Publication number: 297-8991-002
Document release: Standard 05.01
Date: October 1999
Printed in the United States of America

